

Daily Direct Steer and Heifer Slaughter Cattle Summary

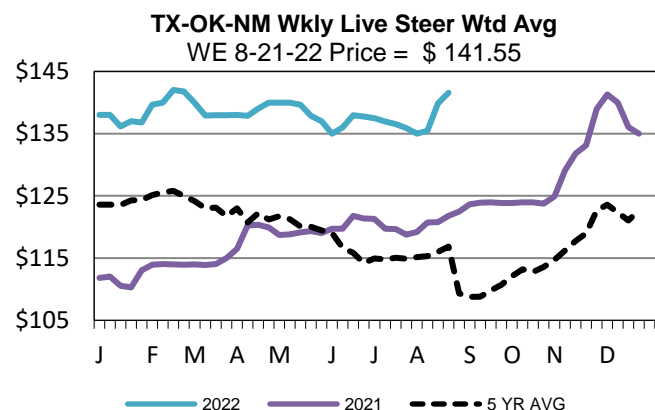
For Trade on:

Friday, August 26, 2022

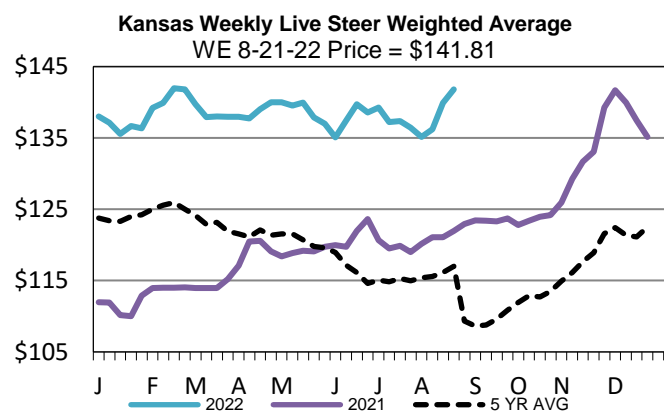
LM CT100	5-AREA	LM CT109
Neg. Cash Volume:	4,951	Dressed Formula Vol: 50,192
Live Steer Avg:	\$146.98	Steer/Heifer Avg: \$231.88
Live Heifer Avg:	\$148.00	Dressed Neg. Grid Vol: 4,093
Dressed Steer Avg:	\$233.07	Steer/Heifer Avg: \$231.42
Dressed Heifer Avg:	N/A	TOTAL VOLUME: 59,236
LM CT106	TOTAL WK TO DATE VOLUME:	291,669
Committed:	64,753	Delivered: 117,951

For Friday in the Western Cornbelt negotiated cash trading was slow on light demand. A few live purchases traded at 147.00. In Nebraska negotiated cash trading was mostly inactive on light demand. In the Southern Plains negotiated cash trading was at a standstill. Not enough purchases in any price range in any region for a full market trend. In the Southern Plains Tuesday was the last reported market with live purchases at 142.00. Wednesday was the last reported market in Nebraska with live and dressed purchases from 145.00-148.00 and from 232.00-233.00, respectively. In the Western Cornbelt Wednesday was the last reported live purchase market with trades from 146.00-148.00. Last week dressed purchases traded at 234.00.

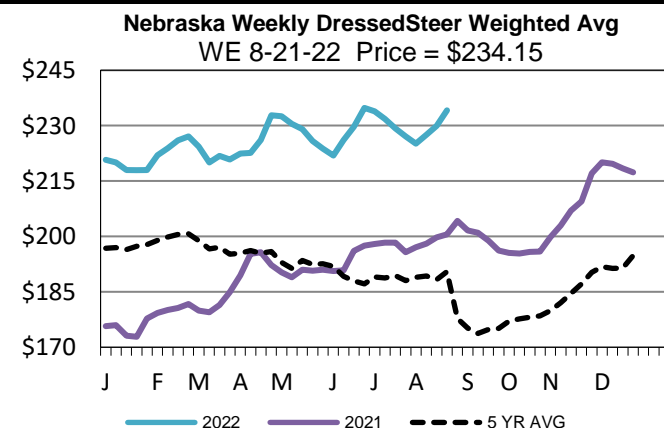
LM CT118	TX-OK-NM	LM CT109
Neg. Cash Volume:	0	Dressed Formula Vol: 16,930
Live Steer Avg:	N/A	Steer/Heifer Avg: \$225.76
Live Heifer Avg:	N/A	Dressed Neg. Grid Vol: 0
Dressed Steer Avg:	N/A	Steer/Heifer Avg: N/A
Dressed Heifer Avg:	N/A	TOTAL VOLUME: 16,930
LM CT106	TOTAL WK TO DATE VOLUME:	86,567
Committed:	21,080	Delivered: 38,374



LM CT121	KANSAS	LM CT109
Neg. Cash Volume:	0	Dressed Formula Vol: 15,037
Live Steer Avg:	N/A	Steer/Heifer Avg: \$228.72
Live Heifer Avg:	N/A	Dressed Neg. Grid Vol: 1,090
Dressed Steer Avg:	N/A	Steer/Heifer Avg: \$219.44
Dressed Heifer Avg:	\$230.00	TOTAL VOLUME: 16,127
LM CT106	TOTAL WK TO DATE VOLUME:	78,706
Committed:	19,770	Delivered: 36,393



LM CT124	NEBRASKA	LM CT109
Neg. Cash Volume:	763	Dressed Formula Vol: 9,720
Live Steer Avg:	\$146.46	Steer/Heifer Avg: \$243.99
Live Heifer Avg:	N/A	Dressed Neg. Grid Vol: 1,207
Dressed Steer Avg:	\$230.00	Steer/Heifer Avg: \$235.57
Dressed Heifer Avg:	N/A	TOTAL VOLUME: 11,690
LM CT106	TOTAL WK TO DATE VOLUME:	71,076
Committed:	13,922	Delivered: 22,667



LM CT134	COLORADO	LM CT109
Neg. Cash Volume:	0	Dressed Formula Vol: 5,424
Live Steer Avg:	N/A	Steer/Heifer Avg: \$232.25
Live Heifer Avg:	N/A	Dressed Neg. Grid Vol: 494
Dressed Steer Avg:	N/A	Steer/Heifer Avg: \$231.95
Dressed Heifer Avg:	N/A	TOTAL VOLUME: 5,918
LM CT106	TOTAL WK TO DATE VOLUME:	24,144
Committed:	1,894	Delivered: 6,339

LM CT137	IA-MN	LM CT109
Neg. Cash Volume:	4,188	Dressed Formula Vol: 3,158
Live Steer Avg:	\$147.00	Steer/Heifer Avg: \$242.27
Live Heifer Avg:	\$147.38	Dressed Neg. Grid Vol: 1,458
Dressed Steer Avg:	\$233.63	Steer/Heifer Avg: \$235.62
Dressed Heifer Avg:	N/A	TOTAL VOLUME: 8,804
LM CT106	TOTAL WK TO DATE VOLUME:	32,131
Committed:	8,087	Delivered: 14,178

USDA Livestock, Poultry and Grain Market News

St. Joseph, Missouri

Phone: 816-676-7000

stjoe.lpgmn@ams.usda.gov