

Daily Direct Steer and Heifer Slaughter Cattle Summary

For Trade on:

Thursday, August 25, 2022

LM CT100	5-AREA	LM CT109
Neg. Cash Volume:	5,249	Dressed Formula Vol: 40,502
Live Steer Avg:	\$145.29	Steer/Heifer Avg: \$231.46
Live Heifer Avg:	\$144.85	Dressed Neg. Grid Vol: 3,616
Dressed Steer Avg:	\$232.75	Steer/Heifer Avg: \$228.54
Dressed Heifer Avg:	\$231.71	TOTAL VOLUME: 49,367
LM CT106	TOTAL WK TO DATE VOLUME:	232,433
Committed:	77,906	Delivered: 62,762

LM CT118	TX-OK-NM	LM CT109
Neg. Cash Volume:	599	Dressed Formula Vol: 14,074
Live Steer Avg:	\$141.00	Steer/Heifer Avg: \$223.27
Live Heifer Avg:	N/A	Dressed Neg. Grid Vol: 0
Dressed Steer Avg:	N/A	Steer/Heifer Avg: N/A
Dressed Heifer Avg:	N/A	TOTAL VOLUME: 14,673
LM CT106	TOTAL WK TO DATE VOLUME:	69,637
Committed:	22,259	Delivered: 17,891

LM CT121	KANSAS	LM CT109
Neg. Cash Volume:	268	Dressed Formula Vol: 10,692
Live Steer Avg:	\$142.00	Steer/Heifer Avg: \$229.66
Live Heifer Avg:	N/A	Dressed Neg. Grid Vol: 1,478
Dressed Steer Avg:	N/A	Steer/Heifer Avg: \$219.75
Dressed Heifer Avg:	\$230.00	TOTAL VOLUME: 12,438
LM CT106	TOTAL WK TO DATE VOLUME:	62,579
Committed:	15,356	Delivered: 21,175

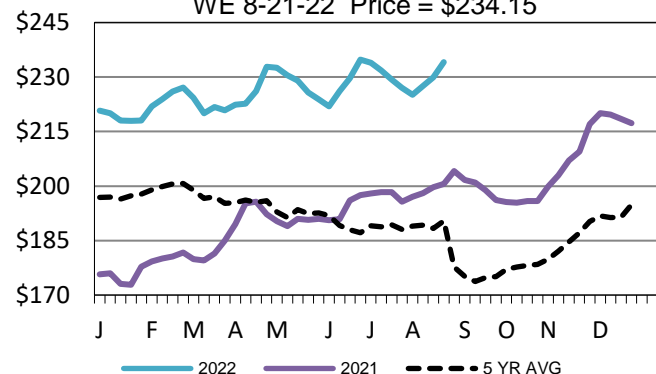
LM CT124	NEBRASKA	LM CT109
Neg. Cash Volume:	2,599	Dressed Formula Vol: 9,196
Live Steer Avg:	\$145.17	Steer/Heifer Avg: \$237.24
Live Heifer Avg:	\$144.69	Dressed Neg. Grid Vol: 1,131
Dressed Steer Avg:	\$231.71	Steer/Heifer Avg: \$235.07
Dressed Heifer Avg:	\$230.00	TOTAL VOLUME: 12,926
LM CT106	TOTAL WK TO DATE VOLUME:	59,386
Committed:	19,700	Delivered: 15,430

LM CT134	COLORADO	LM CT109
Neg. Cash Volume:	0	Dressed Formula Vol: 4,891
Live Steer Avg:	N/A	Steer/Heifer Avg: \$246.07
Live Heifer Avg:	N/A	Dressed Neg. Grid Vol: 125
Dressed Steer Avg:	N/A	Steer/Heifer Avg: \$225.68
Dressed Heifer Avg:	N/A	TOTAL VOLUME: 5,016
LM CT106	TOTAL WK TO DATE VOLUME:	18,226
Committed:	14,168	Delivered: 6,468

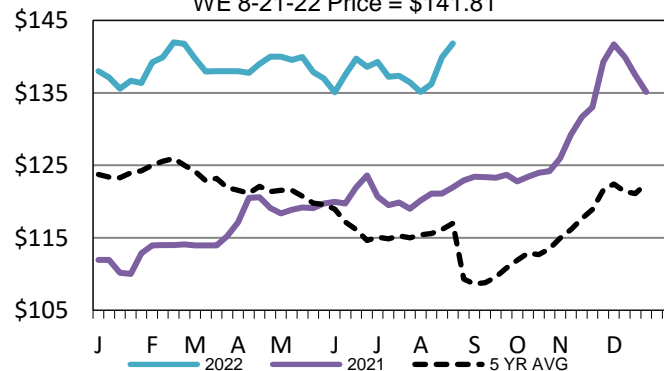
LM CT137	IA-MN	LM CT109
Neg. Cash Volume:	1,783	Dressed Formula Vol: 1,770
Live Steer Avg:	\$146.16	Steer/Heifer Avg: \$237.55
Live Heifer Avg:	\$147.00	Dressed Neg. Grid Vol: 882
Dressed Steer Avg:	\$233.07	Steer/Heifer Avg: \$235.31
Dressed Heifer Avg:	\$234.00	TOTAL VOLUME: 4,435
LM CT106	TOTAL WK TO DATE VOLUME:	23,327
Committed:	6,423	Delivered: 1,798

For Thursday negotiated cash trading was mostly inactive on light demand in the Southern Plains. In Nebraska and Western Cornbelt negotiated cash trading was limited on light demand. Not enough purchases in any region for a market trend. In the Southern Plains Tuesday was the last reported market with live purchases at 142.00. Wednesday was the last reported market in Nebraska with live and dressed purchases from 145.00-148.00 and from 232.00-233.00, respectively. In the Western Cornbelt Wednesday was the last reported live purchase market with trades from 146.00-148.00. Last week dressed purchases traded at 234.00.

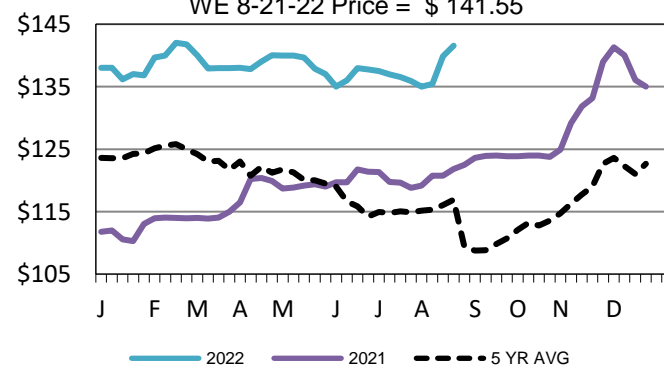
Nebraska Weekly Dressed Steer Weighted Avg
WE 8-21-22 Price = \$234.15



Kansas Weekly Live Steer Weighted Average
WE 8-21-22 Price = \$141.81



TX-OK-NM Wkly Live Steer Wtd Avg
WE 8-21-22 Price = \$141.55



USDA Livestock, Poultry and Grain Market News

St. Joseph, Missouri

Phone: 816-676-7000

stjoe.lpgmn@ams.usda.gov