

## Daily Direct Steer and Heifer Slaughter Cattle Summary

For Trade on:

Tuesday, August 23, 2022

<a href="#">LM CT100</a>	<b>5-AREA</b>	<a href="#">LM CT109</a>
<b>Neg. Cash Volume:</b>	22,493	<b>Dressed Formula Vol:</b> 36,836
Live Steer Avg:	\$143.25	Steer/Heifer Avg: \$231.73
Live Heifer Avg:	\$142.16	<b>Dressed Neg. Grid Vol:</b> 4,838
Dressed Steer Avg:	\$233.72	Steer/Heifer Avg: \$229.59
Dressed Heifer Avg:	\$234.00	<b>TOTAL VOLUME:</b> 64,167
<a href="#">LM CT106</a>	<b>TOTAL WK TO DATE VOLUME:</b>	<b>124,141</b>
<b>Committed:</b>	<b>87,604</b>	<b>Delivered:</b> 70,224

<a href="#">LM CT118</a>	<b>TX-OK-NM</b>	<a href="#">LM CT109</a>
<b>Neg. Cash Volume:</b>	7,549	<b>Dressed Formula Vol:</b> 11,697
Live Steer Avg:	\$141.91	Steer/Heifer Avg: \$225.68
Live Heifer Avg:	\$141.95	<b>Dressed Neg. Grid Vol:</b> 43
Dressed Steer Avg:	N/A	Steer/Heifer Avg: \$229.58
Dressed Heifer Avg:	N/A	<b>TOTAL VOLUME:</b> 19,289
<a href="#">LM CT106</a>	<b>TOTAL WK TO DATE VOLUME:</b>	<b>40,455</b>
<b>Committed:</b>	<b>26,610</b>	<b>Delivered:</b> 15,945

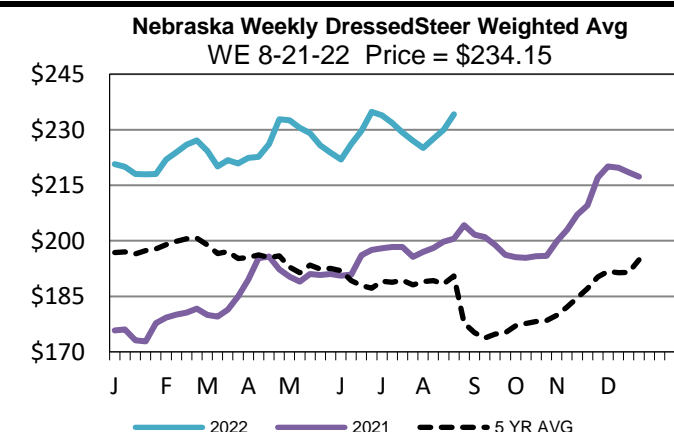
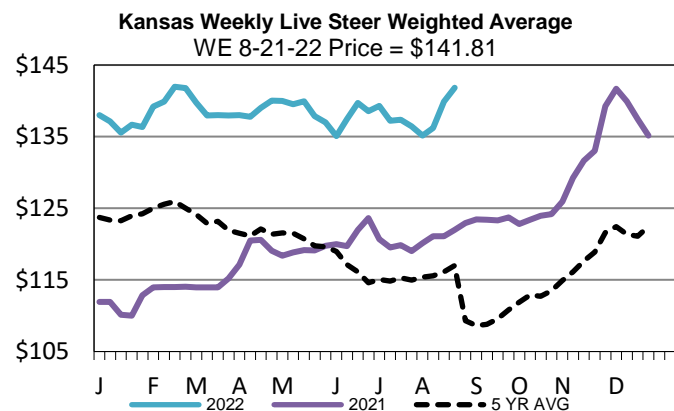
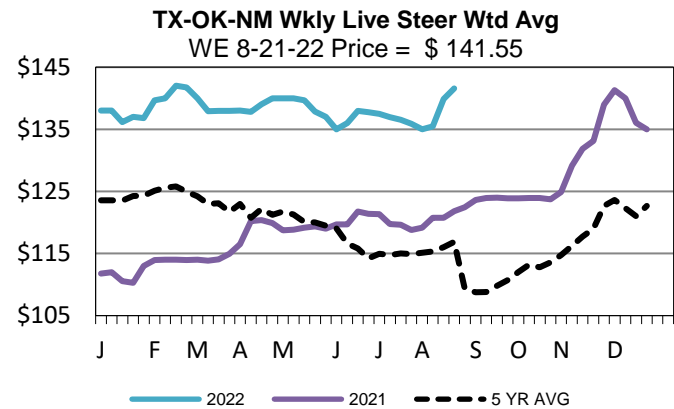
<a href="#">LM CT121</a>	<b>KANSAS</b>	<a href="#">LM CT109</a>
<b>Neg. Cash Volume:</b>	9,781	<b>Dressed Formula Vol:</b> 10,851
Live Steer Avg:	\$142.02	Steer/Heifer Avg: \$228.39
Live Heifer Avg:	\$142.00	<b>Dressed Neg. Grid Vol:</b> 1,221
Dressed Steer Avg:	N/A	Steer/Heifer Avg: \$223.50
Dressed Heifer Avg:	N/A	<b>TOTAL VOLUME:</b> 21,853
<a href="#">LM CT106</a>	<b>TOTAL WK TO DATE VOLUME:</b>	<b>43,474</b>
<b>Committed:</b>	<b>39,211</b>	<b>Delivered:</b> 19,250

<a href="#">LM CT124</a>	<b>NEBRASKA</b>	<a href="#">LM CT109</a>
<b>Neg. Cash Volume:</b>	1,295	<b>Dressed Formula Vol:</b> 7,846
Live Steer Avg:	\$145.00	Steer/Heifer Avg: \$236.74
Live Heifer Avg:	N/A	<b>Dressed Neg. Grid Vol:</b> 1,928
Dressed Steer Avg:	\$233.82	Steer/Heifer Avg: \$230.99
Dressed Heifer Avg:	\$234.00	<b>TOTAL VOLUME:</b> 11,069
<a href="#">LM CT106</a>	<b>TOTAL WK TO DATE VOLUME:</b>	<b>21,818</b>
<b>Committed:</b>	<b>10,493</b>	<b>Delivered:</b> 18,377

<a href="#">LM CT134</a>	<b>COLORADO</b>	<a href="#">LM CT109</a>
<b>Neg. Cash Volume:</b>	0	<b>Dressed Formula Vol:</b> 5,592
Live Steer Avg:	N/A	Steer/Heifer Avg: \$243.39
Live Heifer Avg:	N/A	<b>Dressed Neg. Grid Vol:</b> 656
Dressed Steer Avg:	N/A	Steer/Heifer Avg: \$231.24
Dressed Heifer Avg:	N/A	<b>TOTAL VOLUME:</b> 6,248
<a href="#">LM CT106</a>	<b>TOTAL WK TO DATE VOLUME:</b>	<b>11,134</b>
<b>Committed:</b>	<b>2,387</b>	<b>Delivered:</b> 6,877

<a href="#">LM CT137</a>	<b>IA-MN</b>	<a href="#">LM CT109</a>
<b>Neg. Cash Volume:</b>	3,868	<b>Dressed Formula Vol:</b> 963
Live Steer Avg:	\$147.98	Steer/Heifer Avg: \$236.01
Live Heifer Avg:	\$147.00	<b>Dressed Neg. Grid Vol:</b> 990
Dressed Steer Avg:	\$233.53	Steer/Heifer Avg: \$233.25
Dressed Heifer Avg:	N/A	<b>TOTAL VOLUME:</b> 5,821
<a href="#">LM CT106</a>	<b>TOTAL WK TO DATE VOLUME:</b>	<b>7,636</b>
<b>Committed:</b>	<b>8,903</b>	<b>Delivered:</b> 9,775

For Tuesday in the Southern Plains negotiated cash trading was slow to moderate with moderate demand. Compared to last week live purchases traded steady to 1.00 higher at 142.00. In Nebraska and Western Cornbelt negotiated cash trading was limited on light demand. In the Western Cornbelt a few live purchases traded at 148.00. However, not enough purchases in either region for a full market trend. For the prior week in Nebraska live and dressed purchases traded from 146.00-148.50 and at 234.00, respectively. For the previous week in the Western Cornbelt live and dressed purchases traded from 148.00-150.00 and at 234.00, respectively.



## USDA Livestock, Poultry and Grain Market News

St. Joseph, Missouri

Phone: 816-676-7000

[stjoe.lpgmn@ams.usda.gov](mailto:stjoe.lpgmn@ams.usda.gov)