

Daily Direct Steer and Heifer Slaughter Cattle Summary

For Trade on:

Friday, August 19, 2022

LM CT100	5-AREA	LM CT109
Neg. Cash Volume:	4,549	Dressed Formula Vol: 56,050
Live Steer Avg:	\$148.87	Steer/Heifer Avg: \$228.37
Live Heifer Avg:	\$145.29	Dressed Neg. Grid Vol: 4,973
Dressed Steer Avg:	\$236.05	Steer/Heifer Avg: \$228.01
Dressed Heifer Avg:	N/A	TOTAL VOLUME: 65,572
LM CT106	TOTAL WK TO DATE VOLUME:	332,122
Committed:	83,199	Delivered: 100,874

LM CT118	TX-OK-NM	LM CT109
Neg. Cash Volume:	0	Dressed Formula Vol: 16,146
Live Steer Avg:	N/A	Steer/Heifer Avg: \$221.88
Live Heifer Avg:	N/A	Dressed Neg. Grid Vol: 0
Dressed Steer Avg:	N/A	Steer/Heifer Avg: N/A
Dressed Heifer Avg:	N/A	TOTAL VOLUME: 16,146
LM CT106	TOTAL WK TO DATE VOLUME:	89,024
Committed:	29,025	Delivered: 25,210

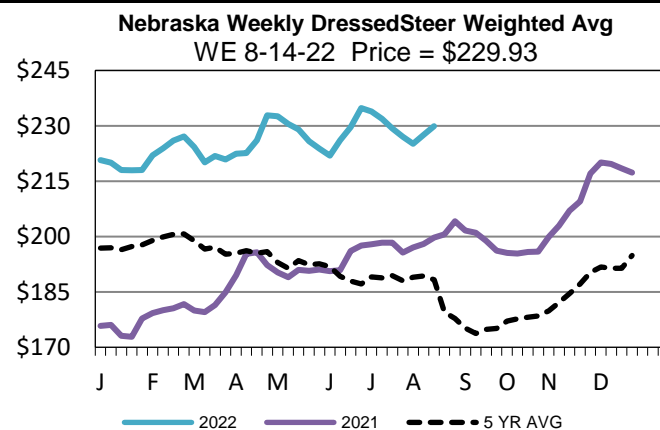
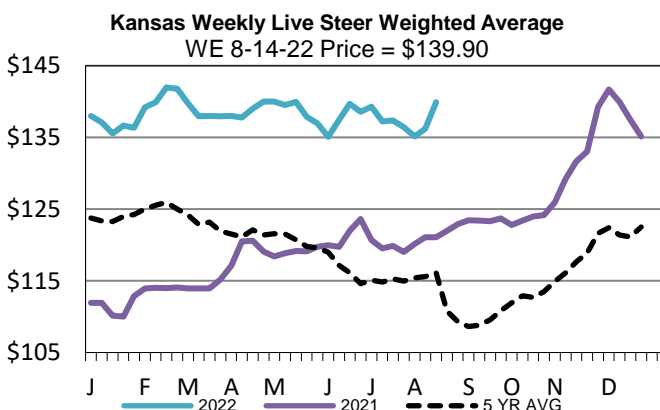
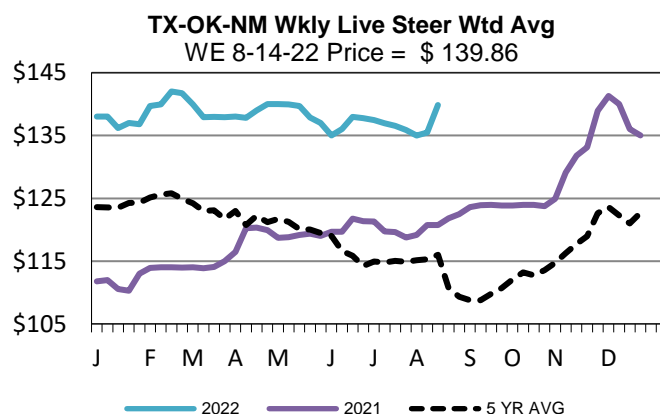
LM CT121	KANSAS	LM CT109
Neg. Cash Volume:	445	Dressed Formula Vol: 22,444
Live Steer Avg:	N/A	Steer/Heifer Avg: \$225.87
Live Heifer Avg:	\$143.41	Dressed Neg. Grid Vol: 807
Dressed Steer Avg:	N/A	Steer/Heifer Avg: \$217.10
Dressed Heifer Avg:	N/A	TOTAL VOLUME: 23,696
LM CT106	TOTAL WK TO DATE VOLUME:	93,872
Committed:	27,392	Delivered: 31,967

LM CT124	NEBRASKA	LM CT109
Neg. Cash Volume:	395	Dressed Formula Vol: 10,206
Live Steer Avg:	N/A	Steer/Heifer Avg: \$239.22
Live Heifer Avg:	N/A	Dressed Neg. Grid Vol: 2,595
Dressed Steer Avg:	\$234.00	Steer/Heifer Avg: \$229.84
Dressed Heifer Avg:	N/A	TOTAL VOLUME: 13,196
LM CT106	TOTAL WK TO DATE VOLUME:	74,911
Committed:	8,835	Delivered: 23,478

LM CT134	COLORADO	LM CT109
Neg. Cash Volume:	0	Dressed Formula Vol: 5,663
Live Steer Avg:	N/A	Steer/Heifer Avg: \$230.96
Live Heifer Avg:	N/A	Dressed Neg. Grid Vol: 474
Dressed Steer Avg:	N/A	Steer/Heifer Avg: \$231.70
Dressed Heifer Avg:	N/A	TOTAL VOLUME: 6,137
LM CT106	TOTAL WK TO DATE VOLUME:	25,300
Committed:	7,262	Delivered: 6,346

LM CT137	IA-MN	LM CT109
Neg. Cash Volume:	3,709	Dressed Formula Vol: 1,741
Live Steer Avg:	\$148.87	Steer/Heifer Avg: \$249.21
Live Heifer Avg:	\$148.23	Dressed Neg. Grid Vol: 1,155
Dressed Steer Avg:	\$236.99	Steer/Heifer Avg: \$230.37
Dressed Heifer Avg:	N/A	TOTAL VOLUME: 6,605
LM CT106	TOTAL WK TO DATE VOLUME:	49,819
Committed:	10,685	Delivered: 13,873

For Friday in the Western Cornbelt negotiated cash trading was slow on moderate demand. In the Southern Plains and Nebraska negotiated cash trading was mostly inactive on very light demand. Not enough purchases in any region for a market trend. Thursday was the last fully reported market in these regions. In the Southern Plains live purchases traded at 142.00. In Nebraska live purchases traded from 145.00-148.50 and dressed purchases traded at 234.00. In the Western Cornbelt live purchases traded from 148.00-150.00 and dressed purchases traded at 234.00.



USDA Livestock, Poultry and Grain Market News

St. Joseph, Missouri

Phone: 816-676-7000

stjoe.lpgmn@ams.usda.gov