

## Daily Direct Steer and Heifer Slaughter Cattle Summary

For Trade on:

Wednesday, August 17, 2022

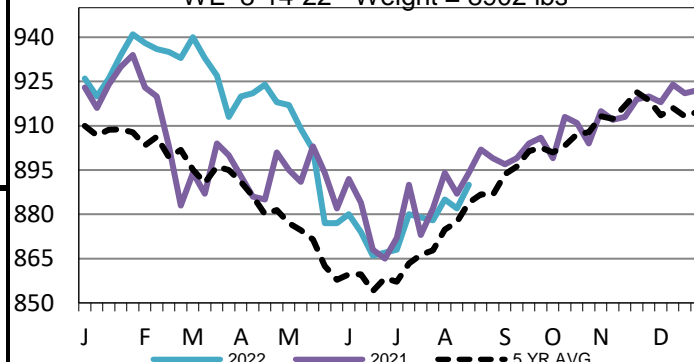
<a href="#">LM CT100</a>	<b>5-AREA</b>	<a href="#">LM CT109</a>
<b>Neg. Cash Volume:</b>	50,085	<b>Dressed Formula Vol:</b> 42,595
Live Steer Avg:	\$146.31	Steer/Heifer Avg: \$228.76
Live Heifer Avg:	\$144.81	<b>Dressed Neg. Grid Vol:</b> 3,778
Dressed Steer Avg:	\$234.06	Steer/Heifer Avg: \$227.89
Dressed Heifer Avg:	\$234.01	<b>TOTAL VOLUME:</b> 96,458
<a href="#">LM CT106</a>	<b>TOTAL WK TO DATE VOLUME:</b>	<b>266,550</b>
<b>Committed:</b>	<b>121,466</b>	<b>Delivered:</b> 72,909

For Thursday in the Southern Plains negotiated cash trading was slow on moderate demand. Compared to the last reported market on Wednesday, live purchases traded 1.00 higher at 142.00. In Nebraska and Western Cornbelt negotiated cash trading was moderate with moderate to good demand. In Nebraska, compared to last week, live purchases traded 0.50-1.00 higher from 145.00-148.50 and dressed purchases traded mostly 4.00-5.00 higher at 234.00. In the Western Cornbelt, compared to the last reported market on Wednesday, live purchases traded steady from 148.00-150.00. Dressed purchases, compared to last week, traded mostly 5.00 higher at 234.00.

<a href="#">LM CT118</a>	<b>TX-OK-NM</b>	<a href="#">LM CT109</a>
<b>Neg. Cash Volume:</b>	5,415	<b>Dressed Formula Vol:</b> 13,465
Live Steer Avg:	\$141.78	Steer/Heifer Avg: \$221.06
Live Heifer Avg:	\$141.92	<b>Dressed Neg. Grid Vol:</b> 0
Dressed Steer Avg:	N/A	Steer/Heifer Avg: N/A
Dressed Heifer Avg:	N/A	<b>TOTAL VOLUME:</b> 18,880
<a href="#">LM CT106</a>	<b>TOTAL WK TO DATE VOLUME:</b>	<b>72,878</b>
<b>Committed:</b>	<b>21,637</b>	<b>Delivered:</b> 21,849

## Nebraska Formula Carcass Weights

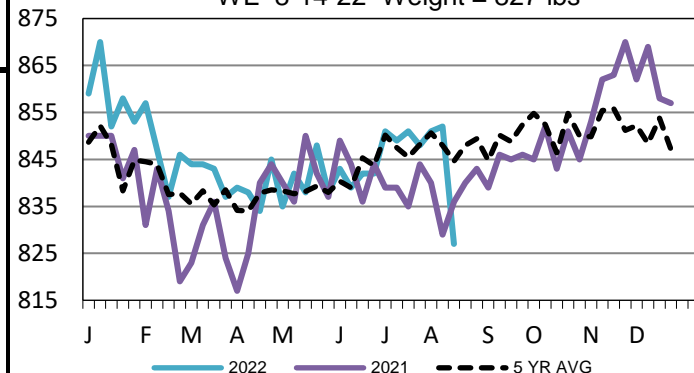
WE 8-14-22 Weight = 8902 lbs



<a href="#">LM CT121</a>	<b>KANSAS</b>	<a href="#">LM CT109</a>
<b>Neg. Cash Volume:</b>	8,424	<b>Dressed Formula Vol:</b> 11,596
Live Steer Avg:	\$142.08	Steer/Heifer Avg: \$227.13
Live Heifer Avg:	\$142.00	<b>Dressed Neg. Grid Vol:</b> 870
Dressed Steer Avg:	\$231.65	Steer/Heifer Avg: \$219.78
Dressed Heifer Avg:	N/A	<b>TOTAL VOLUME:</b> 20,890
<a href="#">LM CT106</a>	<b>TOTAL WK TO DATE VOLUME:</b>	<b>70,176</b>
<b>Committed:</b>	<b>33,315</b>	<b>Delivered:</b> 18,932

## TX-OK-NM Formula Carcass Weights

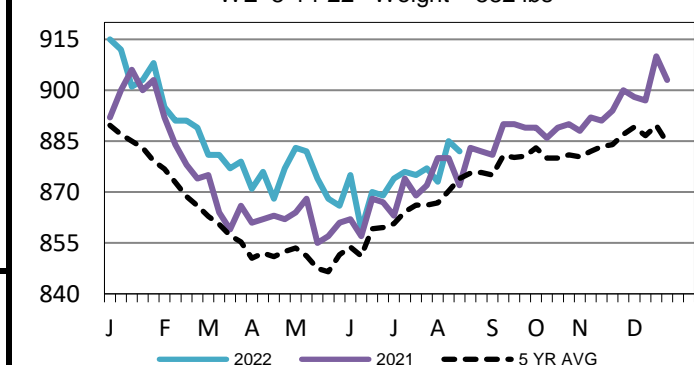
WE 8-14-22 Weight = 827 lbs



<a href="#">LM CT124</a>	<b>NEBRASKA</b>	<a href="#">LM CT109</a>
<b>Neg. Cash Volume:</b>	18,852	<b>Dressed Formula Vol:</b> 11,481
Live Steer Avg:	\$147.32	Steer/Heifer Avg: \$233.91
Live Heifer Avg:	\$146.36	<b>Dressed Neg. Grid Vol:</b> 1,921
Dressed Steer Avg:	\$234.16	Steer/Heifer Avg: \$229.16
Dressed Heifer Avg:	\$234.00	<b>TOTAL VOLUME:</b> 32,254
<a href="#">LM CT106</a>	<b>TOTAL WK TO DATE VOLUME:</b>	<b>61,715</b>
<b>Committed:</b>	<b>36,010</b>	<b>Delivered:</b> 19,101

## Kansas Formula Carcass Weights

WE 8-14-22 Weight = 882 lbs



<a href="#">LM CT134</a>	<b>COLORADO</b>	<a href="#">LM CT109</a>
<b>Neg. Cash Volume:</b>	0	<b>Dressed Formula Vol:</b> 4,250
Live Steer Avg:	N/A	Steer/Heifer Avg: \$241.97
Live Heifer Avg:	N/A	<b>Dressed Neg. Grid Vol:</b> 84
Dressed Steer Avg:	N/A	Steer/Heifer Avg: \$225.48
Dressed Heifer Avg:	N/A	<b>TOTAL VOLUME:</b> 4,334
<a href="#">LM CT106</a>	<b>TOTAL WK TO DATE VOLUME:</b>	<b>19,163</b>
<b>Committed:</b>	<b>9,797</b>	<b>Delivered:</b> 5,882

<a href="#">LM CT137</a>	<b>IA-MN</b>	<a href="#">LM CT109</a>
<b>Neg. Cash Volume:</b>	17,394	<b>Dressed Formula Vol:</b> 1,803
Live Steer Avg:	\$149.05	Steer/Heifer Avg: \$232.70
Live Heifer Avg:	\$148.40	<b>Dressed Neg. Grid Vol:</b> 956
Dressed Steer Avg:	\$234.01	Steer/Heifer Avg: \$233.43
Dressed Heifer Avg:	\$234.03	<b>TOTAL VOLUME:</b> 20,153
<a href="#">LM CT106</a>	<b>TOTAL WK TO DATE VOLUME:</b>	<b>43,214</b>
<b>Committed:</b>	<b>20,707</b>	<b>Delivered:</b> 7,145

## USDA Livestock, Poultry and Grain Market News

St. Joseph, Missouri

Phone: 816-676-7000

[stjoe.lpgmn@ams.usda.gov](mailto:stjoe.lpgmn@ams.usda.gov)