

Daily Direct Steer and Heifer Slaughter Cattle Summary

For Trade on:

Wednesday, August 17, 2022

LM CT100	5-AREA	LM CT109
Neg. Cash Volume:	24,517	Dressed Formula Vol: 26,620
Live Steer Avg:	\$147.48	Steer/Heifer Avg: \$227.55
Live Heifer Avg:	\$143.90	Dressed Neg. Grid Vol: 2,321
Dressed Steer Avg:	\$232.54	Steer/Heifer Avg: \$222.89
Dressed Heifer Avg:	\$231.00	TOTAL VOLUME: 53,458
LM CT106	TOTAL WK TO DATE VOLUME:	170,092
Committed:	97,111	Delivered: 70,137

LM CT118	TX-OK-NM	LM CT109
Neg. Cash Volume:	3,925	Dressed Formula Vol: 14,194
Live Steer Avg:	\$141.00	Steer/Heifer Avg: \$224.02
Live Heifer Avg:	\$140.98	Dressed Neg. Grid Vol: 0
Dressed Steer Avg:	N/A	Steer/Heifer Avg: N/A
Dressed Heifer Avg:	N/A	TOTAL VOLUME: 18,119
LM CT106	TOTAL WK TO DATE VOLUME:	53,998
Committed:	36,931	Delivered: 18,768

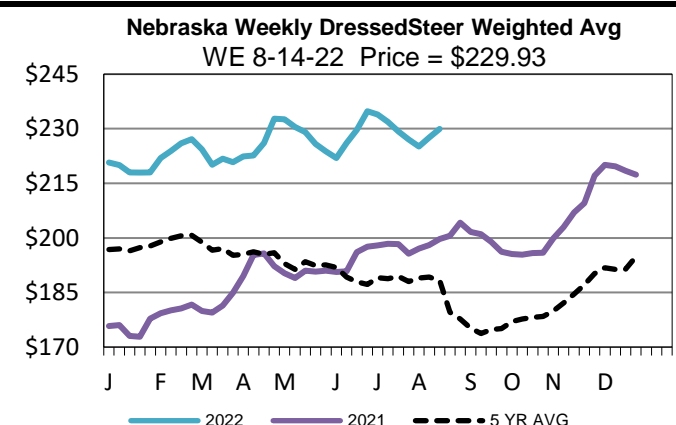
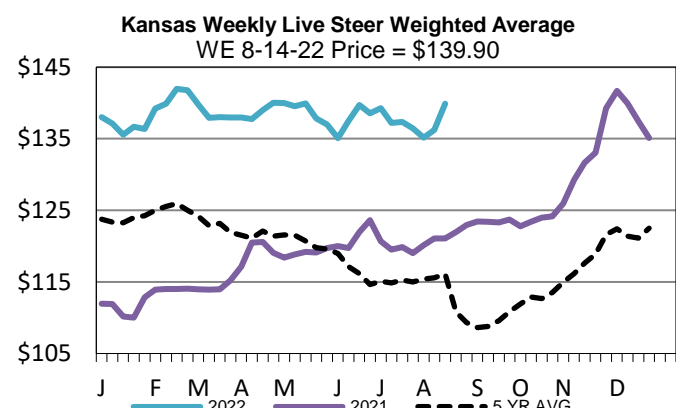
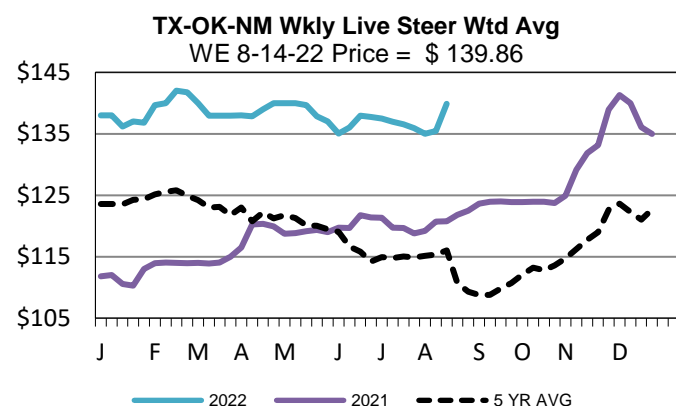
LM CT121	KANSAS	LM CT109
Neg. Cash Volume:	3,570	Dressed Formula Vol: 4,891
Live Steer Avg:	\$141.00	Steer/Heifer Avg: \$227.17
Live Heifer Avg:	\$141.00	Dressed Neg. Grid Vol: 1,306
Dressed Steer Avg:	N/A	Steer/Heifer Avg: \$217.62
Dressed Heifer Avg:	N/A	TOTAL VOLUME: 9,767
LM CT106	TOTAL WK TO DATE VOLUME:	49,286
Committed:	14,205	Delivered: 19,613

LM CT124	NEBRASKA	LM CT109
Neg. Cash Volume:	3,258	Dressed Formula Vol: 4,905
Live Steer Avg:	\$149.23	Steer/Heifer Avg: \$233.37
Live Heifer Avg:	\$148.00	Dressed Neg. Grid Vol: 183
Dressed Steer Avg:	N/A	Steer/Heifer Avg: \$226.82
Dressed Heifer Avg:	N/A	TOTAL VOLUME: 8,346
LM CT106	TOTAL WK TO DATE VOLUME:	29,461
Committed:	22,511	Delivered: 17,711

LM CT134	COLORADO	LM CT109
Neg. Cash Volume:	0	Dressed Formula Vol: 818
Live Steer Avg:	N/A	Steer/Heifer Avg: \$239.25
Live Heifer Avg:	N/A	Dressed Neg. Grid Vol: 79
Dressed Steer Avg:	N/A	Steer/Heifer Avg: \$221.14
Dressed Heifer Avg:	N/A	TOTAL VOLUME: 897
LM CT106	TOTAL WK TO DATE VOLUME:	14,829
Committed:	7,132	Delivered: 6,867

LM CT137	IA-MN	LM CT109
Neg. Cash Volume:	13,764	Dressed Formula Vol: 1,935
Live Steer Avg:	\$149.09	Steer/Heifer Avg: \$235.06
Live Heifer Avg:	\$148.26	Dressed Neg. Grid Vol: 832
Dressed Steer Avg:	\$232.54	Steer/Heifer Avg: \$231.87
Dressed Heifer Avg:	\$231.00	TOTAL VOLUME: 16,531
LM CT106	TOTAL WK TO DATE VOLUME:	23,061
Committed:	16,332	Delivered: 7,178

For Wednesday in the Southern Plains and Nebraska negotiated cash trading was slow on light to moderate demand. In the Southern Plains, compared to last week, live purchases traded 1.00 higher at 141.00, on a light test. Not enough purchases in Nebraska for a market trend. For prior week live and dressed purchases traded from 144.00-148.00 and from 229.00-230.00, respectively. In the Western Cornbelt negotiated cash trading was moderate on moderate to good demand. Compared to last week live purchases traded 2.00 higher from 148.00-150.00. Not enough dressed purchases for a market trend. Last week dressed purchases traded at 229.00.



USDA Livestock, Poultry and Grain Market News

St. Joseph, Missouri

Phone: 816-676-7000

stjoe.lpgmn@ams.usda.gov