

Daily Direct Steer and Heifer Slaughter Cattle Summary

For Trade on:

Tuesday, August 16, 2022

LM CT100	5-AREA	LM CT109
Neg. Cash Volume:	4,167	Dressed Formula Vol: 48,423
Live Steer Avg:	\$148.86	Steer/Heifer Avg: \$225.49
Live Heifer Avg:	N/A	Dressed Neg. Grid Vol: 6,820
Dressed Steer Avg:	\$236.00	Steer/Heifer Avg: \$223.24
Dressed Heifer Avg:	N/A	TOTAL VOLUME: 59,410
LM CT106	TOTAL WK TO DATE VOLUME: 116,634	
Committed:	54,857	Delivered: 71,153

LM CT118	TX-OK-NM	LM CT109
Neg. Cash Volume:	0	Dressed Formula Vol: 12,333
Live Steer Avg:	N/A	Steer/Heifer Avg: \$221.16
Live Heifer Avg:	N/A	Dressed Neg. Grid Vol: 0
Dressed Steer Avg:	N/A	Steer/Heifer Avg: N/A
Dressed Heifer Avg:	N/A	TOTAL VOLUME: 12,333
LM CT106	TOTAL WK TO DATE VOLUME: 35,879	
Committed:	13,702	Delivered: 16,361

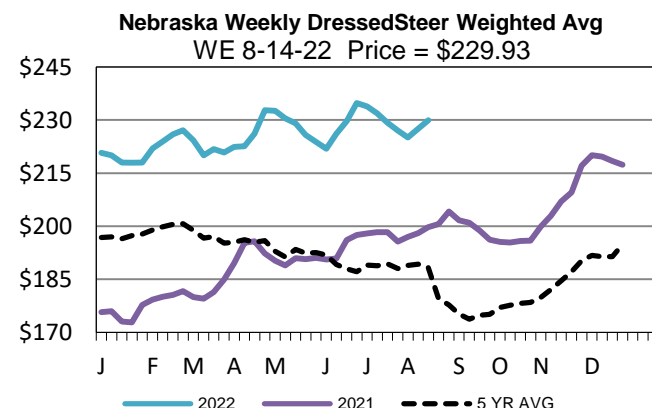
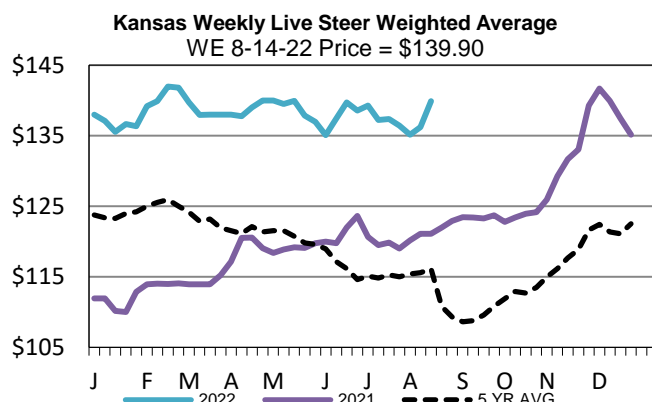
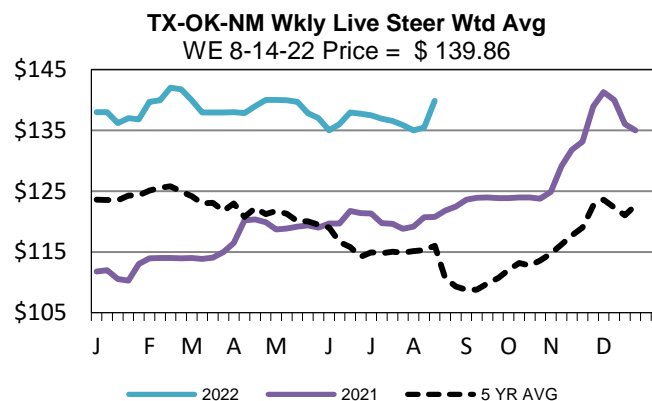
LM CT121	KANSAS	LM CT109
Neg. Cash Volume:	0	Dressed Formula Vol: 19,678
Live Steer Avg:	N/A	Steer/Heifer Avg: \$221.31
Live Heifer Avg:	N/A	Dressed Neg. Grid Vol: 2,933
Dressed Steer Avg:	N/A	Steer/Heifer Avg: \$217.02
Dressed Heifer Avg:	N/A	TOTAL VOLUME: 22,611
LM CT106	TOTAL WK TO DATE VOLUME: 39,519	
Committed:	18,727	Delivered: 18,787

LM CT124	NEBRASKA	LM CT109
Neg. Cash Volume:	2,991	Dressed Formula Vol: 6,502
Live Steer Avg:	N/A	Steer/Heifer Avg: \$229.51
Live Heifer Avg:	N/A	Dressed Neg. Grid Vol: 2,297
Dressed Steer Avg:	N/A	Steer/Heifer Avg: \$227.56
Dressed Heifer Avg:	N/A	TOTAL VOLUME: 11,790
LM CT106	TOTAL WK TO DATE VOLUME: 21,115	
Committed:	15,905	Delivered: 20,196

LM CT134	COLORADO	LM CT109
Neg. Cash Volume:	0	Dressed Formula Vol: 8,337
Live Steer Avg:	N/A	Steer/Heifer Avg: \$237.64
Live Heifer Avg:	N/A	Dressed Neg. Grid Vol: 484
Dressed Steer Avg:	N/A	Steer/Heifer Avg: \$225.54
Dressed Heifer Avg:	N/A	TOTAL VOLUME: 8,821
LM CT106	TOTAL WK TO DATE VOLUME: 13,932	
Committed:	1,786	Delivered: 7,324

LM CT137	IA-MN	LM CT109
Neg. Cash Volume:	1,176	Dressed Formula Vol: 1,797
Live Steer Avg:	\$148.86	Steer/Heifer Avg: \$232.61
Live Heifer Avg:	N/A	Dressed Neg. Grid Vol: 1,106
Dressed Steer Avg:	\$236.00	Steer/Heifer Avg: \$229.76
Dressed Heifer Avg:	N/A	TOTAL VOLUME: 4,079
LM CT106	TOTAL WK TO DATE VOLUME: 6,530	
Committed:	4,737	Delivered: 8,485

For Tuesday in Nebraska and Western Cornbelt negotiated cash trading was limited on light demand. In the Southern Plains negotiated cash trading was at a standstill. Not enough purchases in any region for a market trend. Last week in the Southern Plains live purchases traded at 140.00. For prior week in Nebraska live and dressed purchases traded from 144.00-148.00 and from 229.00-230.00, respectively. For the previous week in the Western Cornbelt live and dressed purchases traded from 146.00-148.00 and at 229.00, respectively.



USDA Livestock, Poultry and Grain Market News

St. Joseph, Missouri

Phone: 816-676-7000

stjoe.lpgmn@ams.usda.gov