

Daily Direct Steer and Heifer Slaughter Cattle Summary

For Trade on:

Monday, August 15, 2022

LM CT100	5-AREA	LM CT109
Neg. Cash Volume: 692	Dressed Formula Vol: 53,357	
Live Steer Avg: \$146.00	Steer/Heifer Avg: \$221.73	
Live Heifer Avg: N/A	Dressed Neg. Grid Vol: 3,175	
Dressed Steer Avg: N/A	Steer/Heifer Avg: \$224.09	
Dressed Heifer Avg: N/A	TOTAL VOLUME: 57,224	
LM CT106	TOTAL WK TO DATE VOLUME: 57,224	
Committed: 68,966	Delivered: 72,995	

LM CT118	TX-OK-NM	LM CT109
Neg. Cash Volume: 0	Dressed Formula Vol: 23,240	
Live Steer Avg: N/A	Steer/Heifer Avg: \$216.96	
Live Heifer Avg: N/A	Dressed Neg. Grid Vol: 306	
Dressed Steer Avg: N/A	Steer/Heifer Avg: \$214.11	
Dressed Heifer Avg: N/A	TOTAL VOLUME: 23,546	
LM CT106	TOTAL WK TO DATE VOLUME: 23,546	
Committed: 25,086	Delivered: 20,907	

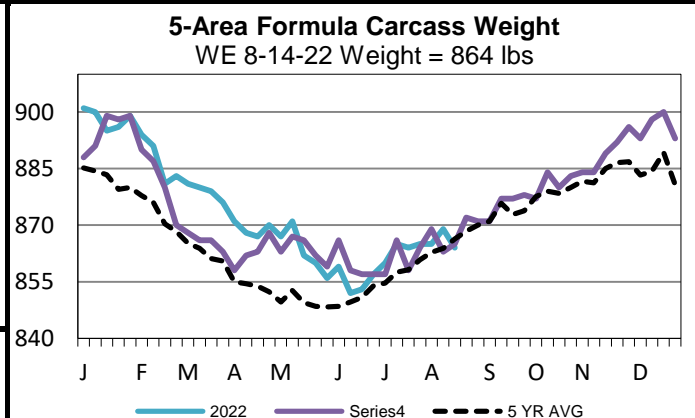
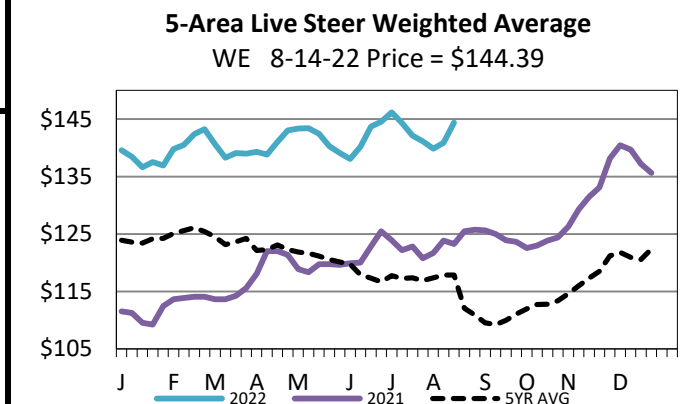
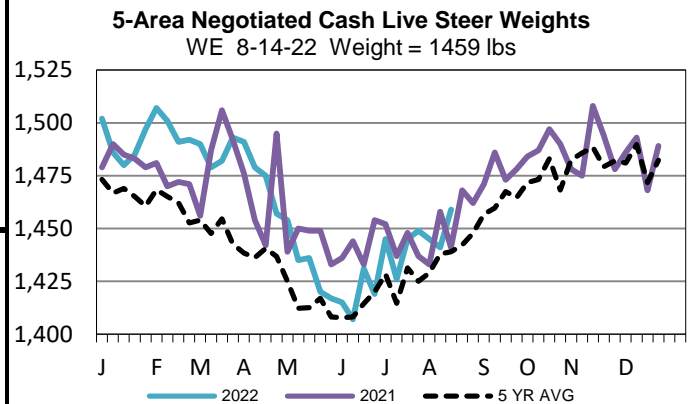
LM CT121	KANSAS	LM CT109
Neg. Cash Volume: 0	Dressed Formula Vol: 15,618	
Live Steer Avg: N/A	Steer/Heifer Avg: \$220.21	
Live Heifer Avg: N/A	Dressed Neg. Grid Vol: 1,290	
Dressed Steer Avg: N/A	Steer/Heifer Avg: \$220.82	
Dressed Heifer Avg: N/A	TOTAL VOLUME: 16,908	
LM CT106	TOTAL WK TO DATE VOLUME: 16,908	
Committed: 12,430	Delivered: 17,879	

LM CT124	NEBRASKA	LM CT109
Neg. Cash Volume: 0	Dressed Formula Vol: 8,764	
Live Steer Avg: N/A	Steer/Heifer Avg: \$231.90	
Live Heifer Avg: N/A	Dressed Neg. Grid Vol: 561	
Dressed Steer Avg: N/A	Steer/Heifer Avg: \$228.83	
Dressed Heifer Avg: N/A	TOTAL VOLUME: 9,325	
LM CT106	TOTAL WK TO DATE VOLUME: 9,325	
Committed: 20,024	Delivered: 17,164	

LM CT134	COLORADO	LM CT109
Neg. Cash Volume: 0	Dressed Formula Vol: 4,711	
Live Steer Avg: N/A	Steer/Heifer Avg: \$227.86	
Live Heifer Avg: N/A	Dressed Neg. Grid Vol: 400	
Dressed Steer Avg: N/A	Steer/Heifer Avg: \$226.60	
Dressed Heifer Avg: N/A	TOTAL VOLUME: 5,111	
LM CT106	TOTAL WK TO DATE VOLUME: 5,111	
Committed: 5,334	Delivered: 7,896	

LM CT137	IA-MN	LM CT109
Neg. Cash Volume: 692	Dressed Formula Vol: 1,141	
Live Steer Avg: \$146.00	Steer/Heifer Avg: \$237.52	
Live Heifer Avg: N/A	Dressed Neg. Grid Vol: 618	
Dressed Steer Avg: N/A	Steer/Heifer Avg: \$229.92	
Dressed Heifer Avg: N/A	TOTAL VOLUME: 2,451	
LM CT106	TOTAL WK TO DATE VOLUME: 2,451	
Committed: 6,092	Delivered: 9,149	

For Monday negotiated cash trading was at a standstill in the Southern Plains and Nebraska. In the Western Cornbelt negotiated cash trading was mostly inactive on light demand. Not enough purchases for a market trend. Last week in the Southern Plains live purchases traded at 140.00. For prior week in Nebraska live and dressed purchases traded from 144.00-148.00 and from 229.00-230.00, respectively. For the previous week in the Western Cornbelt live and dressed purchases traded from 146.00-148.00 and at 229.00, respectively.



USDA Livestock, Poultry and Grain Market News

St. Joseph, Missouri

Phone: 816-676-7000

stjoe.lpgmn@ams.usda.gov