

Daily Direct Steer and Heifer Slaughter Cattle Summary

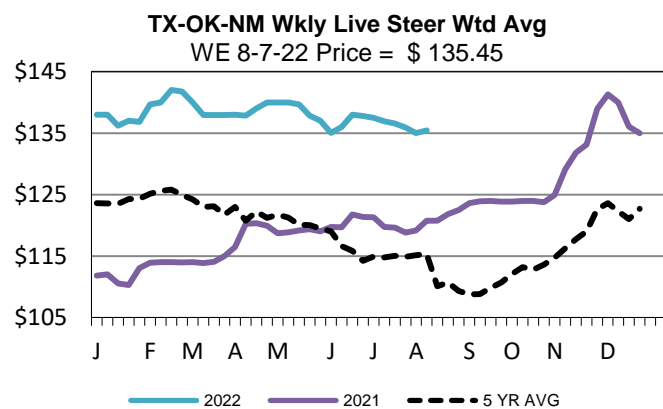
For Trade on:

Wednesday, August 10, 2022

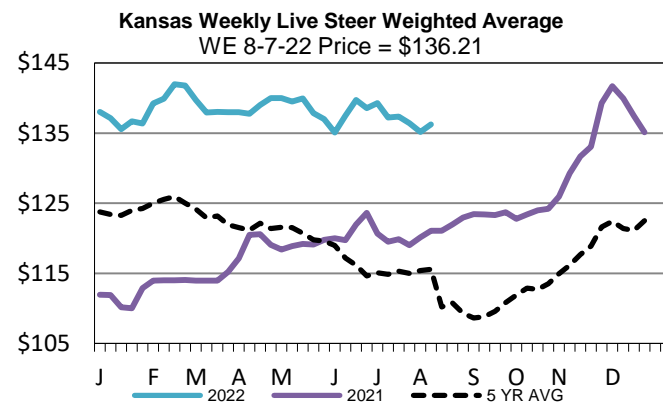
LM CT100	5-AREA	LM CT109
Neg. Cash Volume:	55,356	Dressed Formula Vol: 34,032
Live Steer Avg:	\$146.00	Steer/Heifer Avg: \$224.01
Live Heifer Avg:	\$145.69	Dressed Neg. Grid Vol: 4,796
Dressed Steer Avg:	\$229.71	Steer/Heifer Avg: \$221.18
Dressed Heifer Avg:	\$230.01	TOTAL VOLUME: 94,184
LM CT106	TOTAL WK TO DATE VOLUME:	200,253
Committed:	118,258	Delivered: 72,056

For Wednesday in Nebraska and Western Cornbelt cash trading was active with good demand. In Nebraska, compared to last week, live purchases traded 4.00-5.00 higher from 144.00-148.00 and dressed purchases traded 2.00-3.00 higher from 229.00-230.00, with a few up to 235.50. In the Western Cornbelt, compared to last week, live purchases traded 1.00-4.00 higher from 145.00-148.00 and dressed purchases traded unevenly steady at 229.00. For Wednesday in the Southern Plains cash trading was mostly inactive on light demand. Not enough purchases for a market trend. Last week in the Texas Panhandle live purchases traded from 135.00-136.00. In Kansas last week live purchases traded at 136.00. .

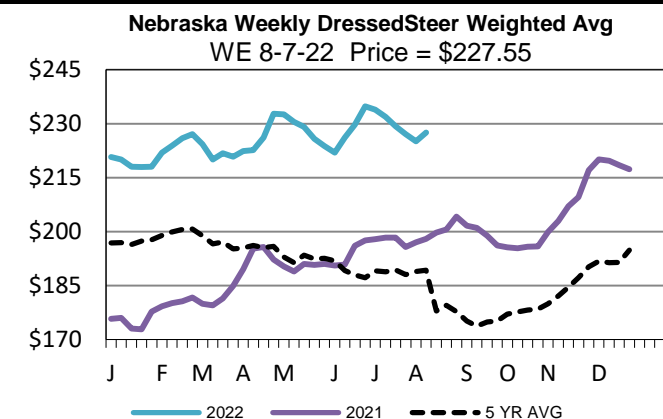
LM CT118	TX-OK-NM	LM CT109
Neg. Cash Volume:	0	Dressed Formula Vol: 16,737
Live Steer Avg:	N/A	Steer/Heifer Avg: \$217.18
Live Heifer Avg:	N/A	Dressed Neg. Grid Vol: 0
Dressed Steer Avg:	N/A	Steer/Heifer Avg: N/A
Dressed Heifer Avg:	N/A	TOTAL VOLUME: 16,737
LM CT106	TOTAL WK TO DATE VOLUME:	43,902
Committed:	13,278	Delivered: 18,344



LM CT121	KANSAS	LM CT109
Neg. Cash Volume:	573	Dressed Formula Vol: 9,077
Live Steer Avg:	\$139.70	Steer/Heifer Avg: \$219.29
Live Heifer Avg:	N/A	Dressed Neg. Grid Vol: 562
Dressed Steer Avg:	\$228.49	Steer/Heifer Avg: \$219.45
Dressed Heifer Avg:	N/A	TOTAL VOLUME: 10,212
LM CT106	TOTAL WK TO DATE VOLUME:	52,853
Committed:	18,770	Delivered: 19,143



LM CT124	NEBRASKA	LM CT109
Neg. Cash Volume:	28,326	Dressed Formula Vol: 5,009
Live Steer Avg:	\$145.36	Steer/Heifer Avg: \$231.96
Live Heifer Avg:	\$145.63	Dressed Neg. Grid Vol: 2,747
Dressed Steer Avg:	\$229.85	Steer/Heifer Avg: \$228.83
Dressed Heifer Avg:	\$229.96	TOTAL VOLUME: 36,082
LM CT106	TOTAL WK TO DATE VOLUME:	53,546
Committed:	43,846	Delivered: 19,372



LM CT134	COLORADO	LM CT109
Neg. Cash Volume:	0	Dressed Formula Vol: 2,207
Live Steer Avg:	N/A	Steer/Heifer Avg: \$234.26
Live Heifer Avg:	N/A	Dressed Neg. Grid Vol: 371
Dressed Steer Avg:	N/A	Steer/Heifer Avg: \$224.10
Dressed Heifer Avg:	N/A	TOTAL VOLUME: 2,578
LM CT106	TOTAL WK TO DATE VOLUME:	15,789
Committed:	11,043	Delivered: 6,550

LM CT137	IA-MN	LM CT109
Neg. Cash Volume:	26,457	Dressed Formula Vol: 1,002
Live Steer Avg:	\$146.59	Steer/Heifer Avg: \$230.16
Live Heifer Avg:	\$145.78	Dressed Neg. Grid Vol: 1,127
Dressed Steer Avg:	\$229.14	Steer/Heifer Avg: \$230.63
Dressed Heifer Avg:	\$230.09	TOTAL VOLUME: 28,586
LM CT106	TOTAL WK TO DATE VOLUME:	34,490
Committed:	31,321	Delivered: 8,647

USDA Livestock, Poultry and Grain Market News

St. Joseph, Missouri

Phone: 816-676-7000

stjoe.lpgmn@ams.usda.gov