

Daily Direct Steer and Heifer Slaughter Cattle Summary

For Trade on:

Tuesday, August 09, 2022

LM CT100	5-AREA	LM CT109
Neg. Cash Volume:	1,197	Dressed Formula Vol: 46,997
Live Steer Avg:	\$146.00	Steer/Heifer Avg: \$224.01
Live Heifer Avg:	\$139.15	Dressed Neg. Grid Vol: 5,455
Dressed Steer Avg:	\$231.87	Steer/Heifer Avg: \$228.18
Dressed Heifer Avg:	N/A	TOTAL VOLUME: 53,649
LM CT106	TOTAL WK TO DATE VOLUME:	106,069
Committed:	50,478	Delivered: 77,036

LM CT118	TX-OK-NM	LM CT109
Neg. Cash Volume:	200	Dressed Formula Vol: 13,769
Live Steer Avg:	N/A	Steer/Heifer Avg: \$218.80
Live Heifer Avg:	\$136.00	Dressed Neg. Grid Vol: 233
Dressed Steer Avg:	N/A	Steer/Heifer Avg: \$217.67
Dressed Heifer Avg:	N/A	TOTAL VOLUME: 14,202
LM CT106	TOTAL WK TO DATE VOLUME:	27,165
Committed:	16,117	Delivered: 18,947

LM CT121	KANSAS	LM CT109
Neg. Cash Volume:	0	Dressed Formula Vol: 19,191
Live Steer Avg:	N/A	Steer/Heifer Avg: \$220.85
Live Heifer Avg:	N/A	Dressed Neg. Grid Vol: 1,520
Dressed Steer Avg:	N/A	Steer/Heifer Avg: \$222.34
Dressed Heifer Avg:	N/A	TOTAL VOLUME: 20,711
LM CT106	TOTAL WK TO DATE VOLUME:	42,641
Committed:	19,459	Delivered: 21,029

LM CT124	NEBRASKA	LM CT109
Neg. Cash Volume:	555	Dressed Formula Vol: 6,097
Live Steer Avg:	N/A	Steer/Heifer Avg: \$233.55
Live Heifer Avg:	N/A	Dressed Neg. Grid Vol: 1,800
Dressed Steer Avg:	\$232.00	Steer/Heifer Avg: \$232.14
Dressed Heifer Avg:	N/A	TOTAL VOLUME: 8,452
LM CT106	TOTAL WK TO DATE VOLUME:	17,464
Committed:	7,181	Delivered: 21,800

LM CT134	COLORADO	LM CT109
Neg. Cash Volume:	0	Dressed Formula Vol: 6,637
Live Steer Avg:	N/A	Steer/Heifer Avg: \$234.26
Live Heifer Avg:	N/A	Dressed Neg. Grid Vol: 467
Dressed Steer Avg:	N/A	Steer/Heifer Avg: \$229.43
Dressed Heifer Avg:	N/A	TOTAL VOLUME: 7,104
LM CT106	TOTAL WK TO DATE VOLUME:	13,211
Committed:	3,056	Delivered: 6,641

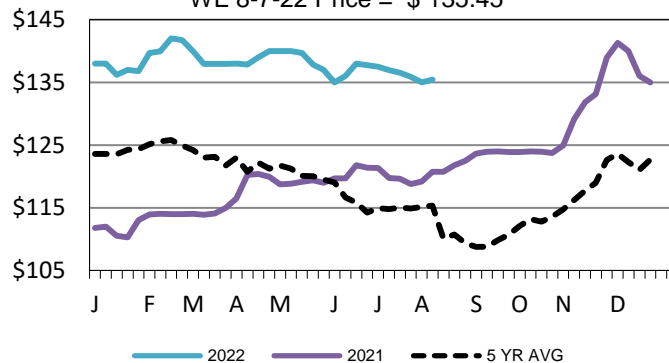
LM CT137	IA-MN	LM CT109
Neg. Cash Volume:	442	Dressed Formula Vol: 1,338
Live Steer Avg:	\$146.00	Steer/Heifer Avg: \$228.85
Live Heifer Avg:	\$144.00	Dressed Neg. Grid Vol: 1,435
Dressed Steer Avg:	\$230.00	Steer/Heifer Avg: \$230.69
Dressed Heifer Avg:	N/A	TOTAL VOLUME: 3,215
LM CT106	TOTAL WK TO DATE VOLUME:	5,904
Committed:	4,665	Delivered: 8,619

For Tuesday in Kansas negotiated cash trading was a standstill.

In the Texas Panhandle, Nebraska and Western Cornbelt negotiated cash trading was mostly inactive on light demand. Not enough purchases for a market trend in any region. Last week in the Texas Panhandle live purchases traded from 135.00-136.00. In Kansas last week live purchases traded at 136.00. For the prior week in Nebraska live and dressed purchases traded from 140.00-143.00 and at 227.00, respectively. For the previous week in the Western Cornbelt live purchases ranged from 141.00-147.00 and dressed purchases ranged from 225.00-232.00.

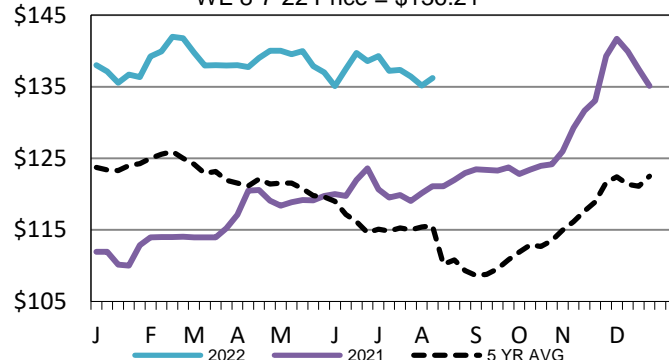
TX-OK-NM Wkly Live Steer Wtd Avg

WE 8-7-22 Price = \$ 135.45



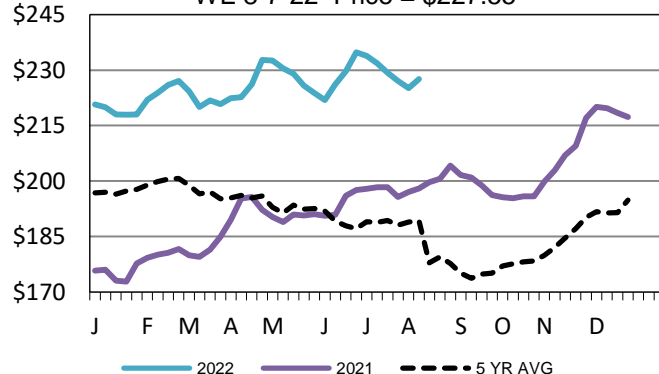
Kansas Weekly Live Steer Weighted Average

WE 8-7-22 Price = \$136.21



Nebraska Weekly DressedSteer Weighted Avg

WE 8-7-22 Price = \$227.55



USDA Livestock, Poultry and Grain Market News

St. Joseph, Missouri

Phone: 816-676-7000

stjoe.lpgmn@ams.usda.gov