

## Daily Direct Steer and Heifer Slaughter Cattle Summary

For Trade on:

Thursday, August 04, 2022

<a href="#">LM CT100</a>	<b>5-AREA</b>	<a href="#">LM CT109</a>
<b>Neg. Cash Volume:</b>	44,010	<b>Dressed Formula Vol:</b> 40,105
Live Steer Avg:	\$140.13	Steer/Heifer Avg: \$222.16
Live Heifer Avg:	\$138.06	<b>Dressed Neg. Grid Vol:</b> 3,898
Dressed Steer Avg:	\$227.65	Steer/Heifer Avg: \$233.64
Dressed Heifer Avg:	\$228.89	<b>TOTAL VOLUME:</b> <b>88,013</b>
<a href="#">LM CT106</a>	<b>TOTAL WK TO DATE VOLUME:</b>	<b>260,952</b>
<b>Committed:</b>	<b>113,826</b>	<b>Delivered:</b> <b>65,402</b>

<a href="#">LM CT118</a>	<b>TX-OK-NM</b>	<a href="#">LM CT109</a>
<b>Neg. Cash Volume:</b>	6,738	<b>Dressed Formula Vol:</b> 14,544
Live Steer Avg:	\$135.67	Steer/Heifer Avg: \$215.99
Live Heifer Avg:	\$135.69	<b>Dressed Neg. Grid Vol:</b> 0
Dressed Steer Avg:	N/A	Steer/Heifer Avg: N/A
Dressed Heifer Avg:	N/A	<b>TOTAL VOLUME:</b> <b>21,282</b>
<a href="#">LM CT106</a>	<b>TOTAL WK TO DATE VOLUME:</b>	<b>69,604</b>
<b>Committed:</b>	<b>24,223</b>	<b>Delivered:</b> <b>17,517</b>

<a href="#">LM CT121</a>	<b>KANSAS</b>	<a href="#">LM CT109</a>
<b>Neg. Cash Volume:</b>	9,652	<b>Dressed Formula Vol:</b> 13,507
Live Steer Avg:	\$136.04	Steer/Heifer Avg: \$220.57
Live Heifer Avg:	\$136.00	<b>Dressed Neg. Grid Vol:</b> 755
Dressed Steer Avg:	N/A	Steer/Heifer Avg: \$227.54
Dressed Heifer Avg:	N/A	<b>TOTAL VOLUME:</b> <b>23,914</b>
<a href="#">LM CT106</a>	<b>TOTAL WK TO DATE VOLUME:</b>	<b>70,719</b>
<b>Committed:</b>	<b>39,977</b>	<b>Delivered:</b> <b>18,645</b>

<a href="#">LM CT124</a>	<b>NEBRASKA</b>	<a href="#">LM CT109</a>
<b>Neg. Cash Volume:</b>	14,217	<b>Dressed Formula Vol:</b> 5,028
Live Steer Avg:	\$143.95	Steer/Heifer Avg: \$231.73
Live Heifer Avg:	N/A	<b>Dressed Neg. Grid Vol:</b> 1,341
Dressed Steer Avg:	\$227.12	Steer/Heifer Avg: \$230.83
Dressed Heifer Avg:	\$227.71	<b>TOTAL VOLUME:</b> <b>20,586</b>
<a href="#">LM CT106</a>	<b>TOTAL WK TO DATE VOLUME:</b>	<b>65,995</b>
<b>Committed:</b>	<b>32,816</b>	<b>Delivered:</b> <b>15,396</b>

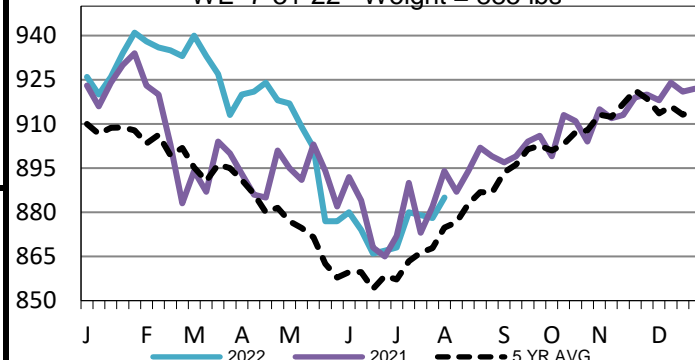
<a href="#">LM CT134</a>	<b>COLORADO</b>	<a href="#">LM CT109</a>
<b>Neg. Cash Volume:</b>	0	<b>Dressed Formula Vol:</b> 5,013
Live Steer Avg:	N/A	Steer/Heifer Avg: \$232.32
Live Heifer Avg:	N/A	<b>Dressed Neg. Grid Vol:</b> 338
Dressed Steer Avg:	N/A	Steer/Heifer Avg: \$229.40
Dressed Heifer Avg:	N/A	<b>TOTAL VOLUME:</b> <b>5,351</b>
<a href="#">LM CT106</a>	<b>TOTAL WK TO DATE VOLUME:</b>	<b>19,582</b>
<b>Committed:</b>	<b>424</b>	<b>Delivered:</b> <b>6,754</b>

<a href="#">LM CT137</a>	<b>IA-MN</b>	<a href="#">LM CT109</a>
<b>Neg. Cash Volume:</b>	13,403	<b>Dressed Formula Vol:</b> 2,240
Live Steer Avg:	\$145.57	Steer/Heifer Avg: \$229.07
Live Heifer Avg:	\$144.52	<b>Dressed Neg. Grid Vol:</b> 1,544
Dressed Steer Avg:	\$229.71	Steer/Heifer Avg: \$230.23
Dressed Heifer Avg:	\$231.50	<b>TOTAL VOLUME:</b> <b>17,187</b>
<a href="#">LM CT106</a>	<b>TOTAL WK TO DATE VOLUME:</b>	<b>35,626</b>
<b>Committed:</b>	<b>16,386</b>	<b>Delivered:</b> <b>7,090</b>

Thursday in the Southern Plains, Nebraska and Western Cornbelt negotiated cash trading and demand were moderate. In Texas compared to the last reported market on Tuesday live purchases traded 0.50-1.00 higher from 135.50-136.00. In Kansas compared to the last reported market on Tuesday live purchases traded 1.00 higher at 136.00. In Nebraska compared to the last reported market on Wednesday dressed purchases traded unevenly steady at 227.00. Not enough live purchases for a market trend. Wednesday saw live purchases mostly at 140.00. In the Western Cornbelt compared to the last reported market on Wednesday live purchases traded 2.00-2.50 higher from 143.00-147.00. Dressed purchases, thus far for the week, have traded 1.00-4.00 higher from 225.00-232.00 with a light test noted.

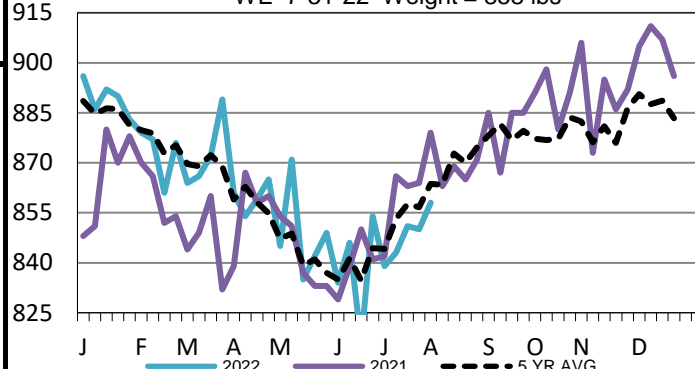
## Nebraska Formula Carcass Weights

WE 7-31-22 Weight = 885 lbs



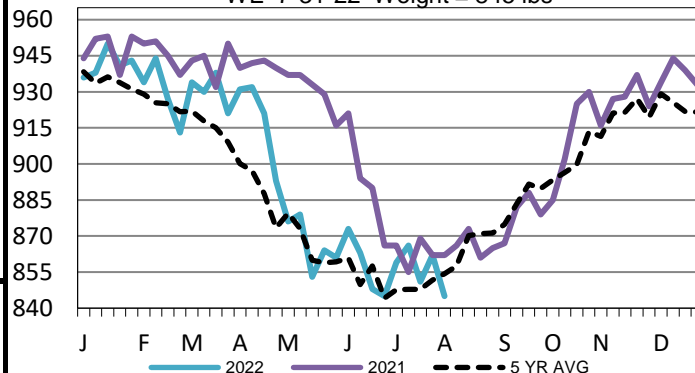
## Colorado Formula Carcass Weights

WE 7-31-22 Weight = 858 lbs



## Iowa-Minnesota Formula Carcass Weights

WE 7-31-22 Weight = 845 lbs



## USDA Livestock, Poultry and Grain Market News

St. Joseph, Missouri

Phone: 816-676-7000

[stjoe.lpgmn@ams.usda.gov](mailto:stjoe.lpgmn@ams.usda.gov)