

Daily Direct Steer and Heifer Slaughter Cattle Summary

For Trade on:

Tuesday, August 02, 2022

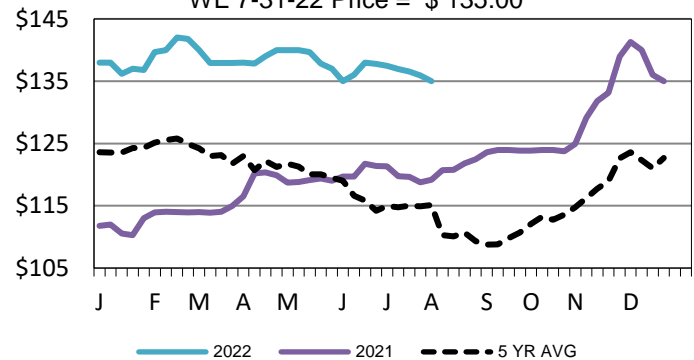
LM CT100	5-AREA	LM CT109
Neg. Cash Volume:	18,070	Dressed Formula Vol: 38,799
Live Steer Avg:	\$139.82	Steer/Heifer Avg: \$227.03
Live Heifer Avg:	\$135.77	Dressed Neg. Grid Vol: 1,457
Dressed Steer Avg:	\$225.79	Steer/Heifer Avg: \$222.24
Dressed Heifer Avg:	\$225.75	TOTAL VOLUME: 58,326
LM CT106	TOTAL WK TO DATE VOLUME:	123,036
Committed:	86,363	Delivered: 63,813

For Tuesday in the Southern Plains, Nebraska and Western Cornbelt negotiated cash trading slow on light to moderate demand. In the Southern Plains compared to last week live purchases, on a light test, traded steady at 135.00. In the Western Cornbelt compared to the prior week live purchases, on a light test, traded unevenly steady at 143.00. Not enough dressed purchases for a market trend. Last week dressed purchases traded from 224.00-228.00. In Nebraska, not enough purchases for a market trend. For the previous week live and dressed purchases traded at 138.00 and at 225.00, respectively.

LM CT118	TX-OK-NM	LM CT109
Neg. Cash Volume:	3,078	Dressed Formula Vol: 12,736
Live Steer Avg:	\$135.00	Steer/Heifer Avg: \$223.53
Live Heifer Avg:	\$135.00	Dressed Neg. Grid Vol: 122
Dressed Steer Avg:	N/A	Steer/Heifer Avg: \$213.28
Dressed Heifer Avg:	N/A	TOTAL VOLUME: 15,936
LM CT106	TOTAL WK TO DATE VOLUME:	39,890
Committed:	30,255	Delivered: 14,205

TX-OK-NM Wkly Live Steer Wtd Avg

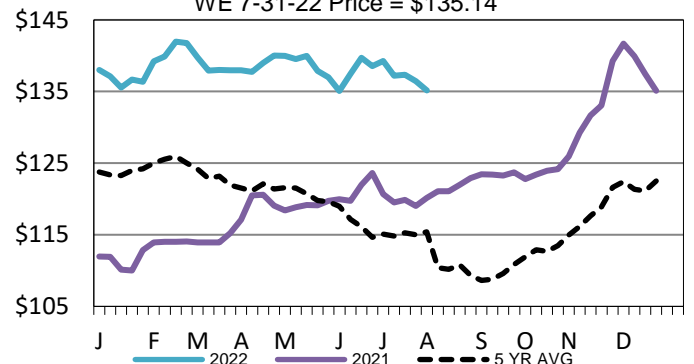
WE 7-31-22 Price = \$ 135.00



LM CT121	KANSAS	LM CT109
Neg. Cash Volume:	3,948	Dressed Formula Vol: 12,263
Live Steer Avg:	\$136.61	Steer/Heifer Avg: \$222.04
Live Heifer Avg:	\$135.21	Dressed Neg. Grid Vol: 926
Dressed Steer Avg:	\$225.00	Steer/Heifer Avg: \$217.76
Dressed Heifer Avg:	N/A	TOTAL VOLUME: 17,137
LM CT106	TOTAL WK TO DATE VOLUME:	39,089
Committed:	24,923	Delivered: 17,531

Kansas Weekly Live Steer Weighted Average

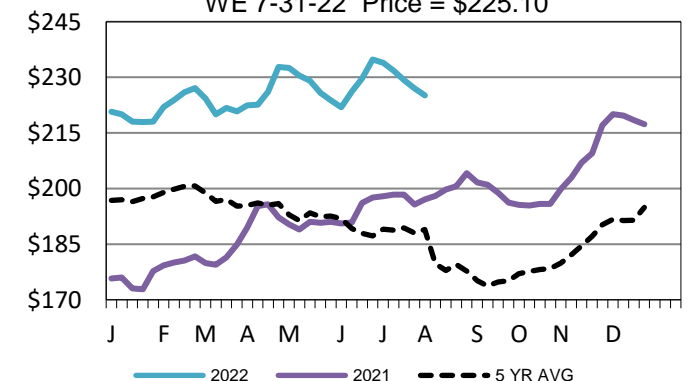
WE 7-31-22 Price = \$135.14



LM CT124	NEBRASKA	LM CT109
Neg. Cash Volume:	5,760	Dressed Formula Vol: 7,588
Live Steer Avg:	\$142.92	Steer/Heifer Avg: \$234.00
Live Heifer Avg:	N/A	Dressed Neg. Grid Vol: 239
Dressed Steer Avg:	\$225.62	Steer/Heifer Avg: \$236.83
Dressed Heifer Avg:	\$228.00	TOTAL VOLUME: 13,587
LM CT106	TOTAL WK TO DATE VOLUME:	23,599
Committed:	18,640	Delivered: 16,303

Nebraska Weekly DressedSteer Weighted Avg

WE 7-31-22 Price = \$225.10



LM CT134	COLORADO	LM CT109
Neg. Cash Volume:	0	Dressed Formula Vol: 5,964
Live Steer Avg:	N/A	Steer/Heifer Avg: \$235.66
Live Heifer Avg:	N/A	Dressed Neg. Grid Vol: 158
Dressed Steer Avg:	N/A	Steer/Heifer Avg: \$231.96
Dressed Heifer Avg:	N/A	TOTAL VOLUME: 6,122
LM CT106	TOTAL WK TO DATE VOLUME:	12,695
Committed:	3,649	Delivered: 7,325

LM CT137	IA-MN	LM CT109
Neg. Cash Volume:	5,284	Dressed Formula Vol: 354
Live Steer Avg:	\$143.00	Steer/Heifer Avg: \$232.60
Live Heifer Avg:	\$142.43	Dressed Neg. Grid Vol: 12
Dressed Steer Avg:	\$226.27	Steer/Heifer Avg: \$240.96
Dressed Heifer Avg:	\$225.00	TOTAL VOLUME: 5,650
LM CT106	TOTAL WK TO DATE VOLUME:	7,957
Committed:	8,896	Delivered: 8,449

USDA Livestock, Poultry and Grain Market News

St. Joseph, Missouri

Phone: 816-676-7000

stjoe.lpgmn@ams.usda.gov