

Daily Direct Steer and Heifer Slaughter Cattle Summary

For Trade on:

Thursday, July 28, 2022

LM CT100	5-AREA	LM CT109
Neg. Cash Volume:	9,221	Dressed Formula Vol: 32,203
Live Steer Avg:	\$141.35	Steer/Heifer Avg: \$225.03
Live Heifer Avg:	\$140.26	Dressed Neg. Grid Vol: 1,870
Dressed Steer Avg:	\$226.63	Steer/Heifer Avg: \$234.48
Dressed Heifer Avg:	\$226.08	TOTAL VOLUME: 43,294
LM CT106	TOTAL WK TO DATE VOLUME:	228,196
Committed:	56,805	Delivered: 65,114

LM CT118	TX-OK-NM	LM CT109
Neg. Cash Volume:	337	Dressed Formula Vol: 9,415
Live Steer Avg:	\$135.00	Steer/Heifer Avg: \$217.37
Live Heifer Avg:	\$135.00	Dressed Neg. Grid Vol: 0
Dressed Steer Avg:	N/A	Steer/Heifer Avg: N/A
Dressed Heifer Avg:	N/A	TOTAL VOLUME: 9,752
LM CT106	TOTAL WK TO DATE VOLUME:	65,873
Committed:	15,156	Delivered: 10,800

LM CT121	KANSAS	LM CT109
Neg. Cash Volume:	38	Dressed Formula Vol: 10,050
Live Steer Avg:	N/A	Steer/Heifer Avg: \$219.81
Live Heifer Avg:	N/A	Dressed Neg. Grid Vol: 0
Dressed Steer Avg:	\$223.00	Steer/Heifer Avg: N/A
Dressed Heifer Avg:	N/A	TOTAL VOLUME: 10,088
LM CT106	TOTAL WK TO DATE VOLUME:	66,359
Committed:	10,701	Delivered: 21,356

LM CT124	NEBRASKA	LM CT109
Neg. Cash Volume:	3,205	Dressed Formula Vol: 6,160
Live Steer Avg:	\$139.65	Steer/Heifer Avg: \$233.55
Live Heifer Avg:	\$139.59	Dressed Neg. Grid Vol: 772
Dressed Steer Avg:	\$224.59	Steer/Heifer Avg: \$234.70
Dressed Heifer Avg:	\$226.08	TOTAL VOLUME: 10,137
LM CT106	TOTAL WK TO DATE VOLUME:	54,635
Committed:	16,632	Delivered: 18,882

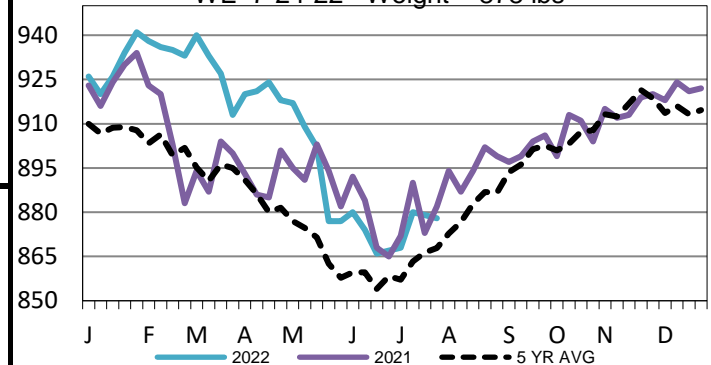
LM CT134	COLORADO	LM CT109
Neg. Cash Volume:	0	Dressed Formula Vol: 5,189
Live Steer Avg:	N/A	Steer/Heifer Avg: \$236.86
Live Heifer Avg:	N/A	Dressed Neg. Grid Vol: 0
Dressed Steer Avg:	N/A	Steer/Heifer Avg: N/A
Dressed Heifer Avg:	N/A	TOTAL VOLUME: 5,189
LM CT106	TOTAL WK TO DATE VOLUME:	14,385
Committed:	4,887	Delivered: 6,770

LM CT137	IA-MN	LM CT109
Neg. Cash Volume:	5,641	Dressed Formula Vol: 1,624
Live Steer Avg:	\$144.05	Steer/Heifer Avg: \$232.69
Live Heifer Avg:	\$140.97	Dressed Neg. Grid Vol: 1,134
Dressed Steer Avg:	\$227.51	Steer/Heifer Avg: \$234.87
Dressed Heifer Avg:	\$226.00	TOTAL VOLUME: 8,399
LM CT106	TOTAL WK TO DATE VOLUME:	27,719
Committed:	9,429	Delivered: 7,306

For Thursday in the Southern Plains negotiated cash trading was mostly inactive on light demand. In Nebraska and Western Cornbelt negotiated cash trading was slow on light to moderate demand. Not enough purchases in any price range in any region for a market trend. Wednesday was the last reported market in Nebraska with live and dressed purchases at 138.00 and at 225.00, respectively. Wednesday was the last reported market in the Western Cornbelt with live and dressed purchases from 141.00-145.00 and from 224.00-225.00, respectively. Wednesday was the last reported market in Kansas with live purchases at 135.00. Tuesday was the reported market in the Texas Panhandle with live purchases at 135.00.

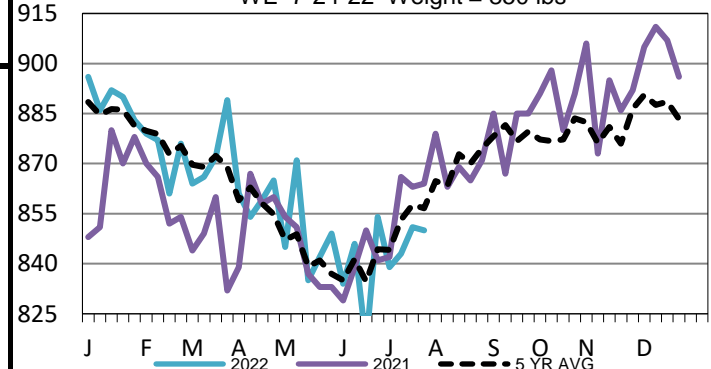
Nebraska Formula Carcass Weights

WE 7-24-22 Weight = 878 lbs



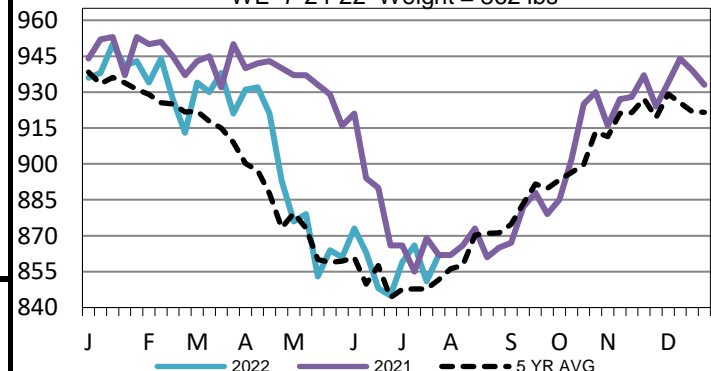
Colorado Formula Carcass Weights

WE 7-24-22 Weight = 850 lbs



Iowa-Minnesota Formula Carcass Weights

WE 7-24-22 Weight = 862 lbs



USDA Livestock, Poultry and Grain Market News

St. Joseph, Missouri

Phone: 816-676-7000

stjoe.lpgmn@ams.usda.gov