

Daily Direct Steer and Heifer Slaughter Cattle Summary

For Trade on:

Tuesday, July 26, 2022

LM CT100	5-AREA	LM CT109
Neg. Cash Volume:	10,902	Dressed Formula Vol: 39,475
Live Steer Avg:	\$136.48	Steer/Heifer Avg: \$228.98
Live Heifer Avg:	\$135.37	Dressed Neg. Grid Vol: 4,635
Dressed Steer Avg:	\$221.73	Steer/Heifer Avg: \$232.73
Dressed Heifer Avg:	N/A	TOTAL VOLUME: 55,012
LM CT106	TOTAL WK TO DATE VOLUME:	113,778
Committed:	90,163	Delivered: 65,733

LM CT118	TX-OK-NM	LM CT109
Neg. Cash Volume:	4,077	Dressed Formula Vol: 14,925
Live Steer Avg:	\$135.00	Steer/Heifer Avg: \$223.39
Live Heifer Avg:	\$135.00	Dressed Neg. Grid Vol: 0
Dressed Steer Avg:	N/A	Steer/Heifer Avg: N/A
Dressed Heifer Avg:	N/A	TOTAL VOLUME: 19,002
LM CT106	TOTAL WK TO DATE VOLUME:	40,460
Committed:	32,237	Delivered: 17,457

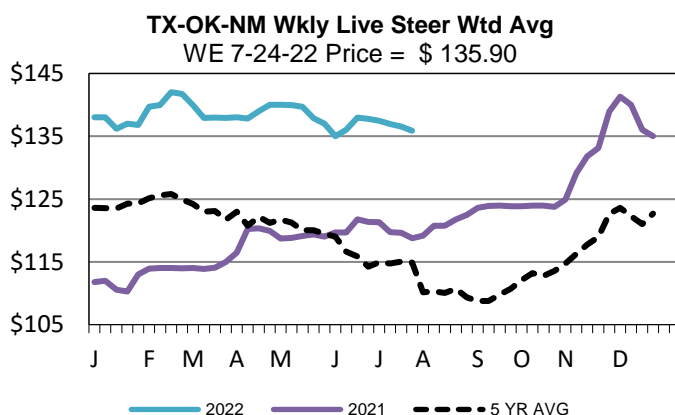
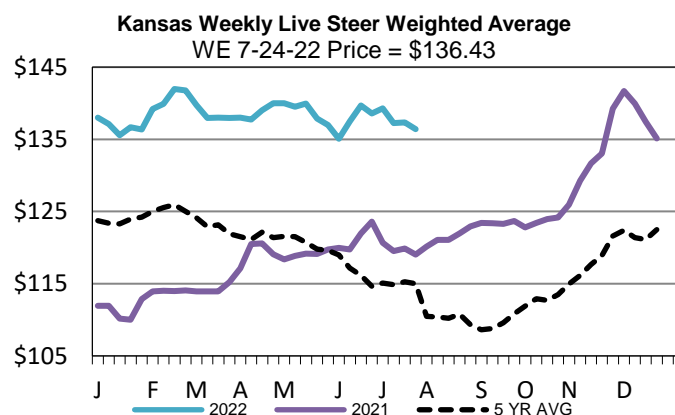
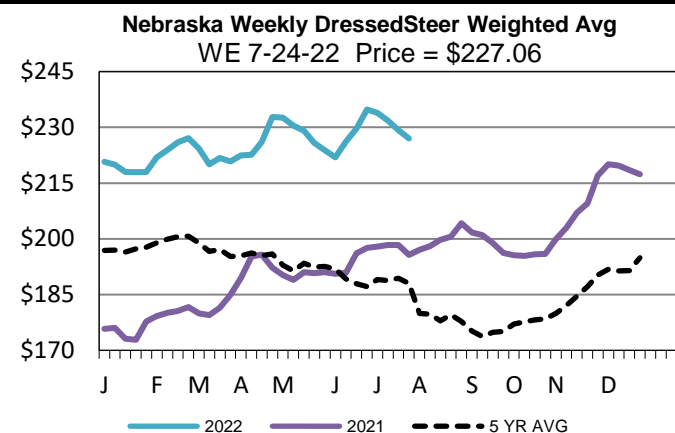
LM CT121	KANSAS	LM CT109
Neg. Cash Volume:	4,758	Dressed Formula Vol: 12,763
Live Steer Avg:	\$135.19	Steer/Heifer Avg: \$225.83
Live Heifer Avg:	\$135.25	Dressed Neg. Grid Vol: 1,226
Dressed Steer Avg:	\$213.00	Steer/Heifer Avg: \$224.54
Dressed Heifer Avg:	N/A	TOTAL VOLUME: 18,747
LM CT106	TOTAL WK TO DATE VOLUME:	42,459
Committed:	34,730	Delivered: 15,555

LM CT124	NEBRASKA	LM CT109
Neg. Cash Volume:	0	Dressed Formula Vol: 5,323
Live Steer Avg:	N/A	Steer/Heifer Avg: \$239.13
Live Heifer Avg:	N/A	Dressed Neg. Grid Vol: 1,954
Dressed Steer Avg:	N/A	Steer/Heifer Avg: \$235.49
Dressed Heifer Avg:	N/A	TOTAL VOLUME: 7,277
LM CT106	TOTAL WK TO DATE VOLUME:	16,909
Committed:	13,614	Delivered: 17,778

LM CT134	COLORADO	LM CT109
Neg. Cash Volume:	0	Dressed Formula Vol: 5,459
Live Steer Avg:	N/A	Steer/Heifer Avg: \$240.69
Live Heifer Avg:	N/A	Dressed Neg. Grid Vol: 120
Dressed Steer Avg:	N/A	Steer/Heifer Avg: \$235.28
Dressed Heifer Avg:	N/A	TOTAL VOLUME: 5,579
LM CT106	TOTAL WK TO DATE VOLUME:	7,752
Committed:	2,799	Delivered: 8,347

LM CT137	IA-MN	LM CT109
Neg. Cash Volume:	2,067	Dressed Formula Vol: 1,087
Live Steer Avg:	\$144.11	Steer/Heifer Avg: \$235.03
Live Heifer Avg:	\$141.00	Dressed Neg. Grid Vol: 1,537
Dressed Steer Avg:	\$227.65	Steer/Heifer Avg: \$236.22
Dressed Heifer Avg:	N/A	TOTAL VOLUME: 4,691
LM CT106	TOTAL WK TO DATE VOLUME:	6,577
Committed:	6,783	Delivered: 6,596

For Tuesday in the Southern Plains negotiated cash trading was slow on light to moderate demand. Compared to last week live purchases traded 1.00 lower at 135.00. In the Western Cornbelt negotiated cash trading was limited on light demand. A few live purchases traded at 145.00. However, not enough live or dressed purchases for a full market trend. For the previous week in the Western Cornbelt live and dressed purchases traded from 141.00-145.00 and from 227.00-232.00. In Nebraska negotiated cash trading was at a standstill. For the prior week in Nebraska live and dressed purchases traded from 139.00-143.50 and at 227.00, respectively.



USDA Livestock, Poultry and Grain Market News

St. Joseph, Missouri

Phone: 816-676-7000

stjoe.lpgmn@ams.usda.gov