

## Daily Direct Steer and Heifer Slaughter Cattle Summary

For Trade on:

Monday, July 25, 2022

<a href="#">LM CT100</a>	<b>5-AREA</b>	<a href="#">LM CT109</a>
<b>Neg. Cash Volume:</b>	319	<b>Dressed Formula Vol:</b> 55,472
Live Steer Avg:	\$141.00	Steer/Heifer Avg: \$222.48
Live Heifer Avg:	N/A	<b>Dressed Neg. Grid Vol:</b> 2,975
Dressed Steer Avg:	N/A	Steer/Heifer Avg: \$226.43
Dressed Heifer Avg:	N/A	<b>TOTAL VOLUME:</b> 58,766
<a href="#">LM CT106</a>	<b>TOTAL WK TO DATE VOLUME:</b>	58,766
<b>Committed:</b>	44,476	<b>Delivered:</b> 70,090

<a href="#">LM CT118</a>	<b>TX-OK-NM</b>	<a href="#">LM CT109</a>
<b>Neg. Cash Volume:</b>	0	<b>Dressed Formula Vol:</b> 21,144
Live Steer Avg:	N/A	Steer/Heifer Avg: \$217.78
Live Heifer Avg:	N/A	<b>Dressed Neg. Grid Vol:</b> 314
Dressed Steer Avg:	N/A	Steer/Heifer Avg: \$222.32
Dressed Heifer Avg:	N/A	<b>TOTAL VOLUME:</b> 21,458
<a href="#">LM CT106</a>	<b>TOTAL WK TO DATE VOLUME:</b>	21,458
<b>Committed:</b>	8,502	<b>Delivered:</b> 19,513

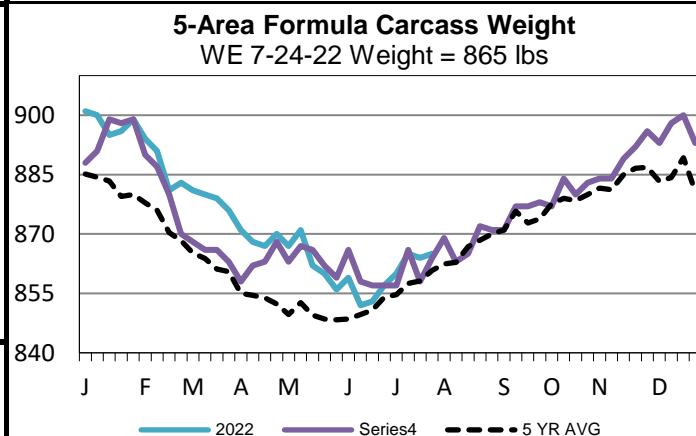
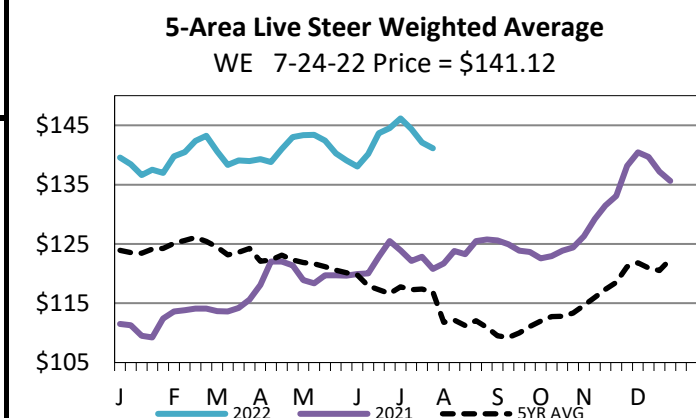
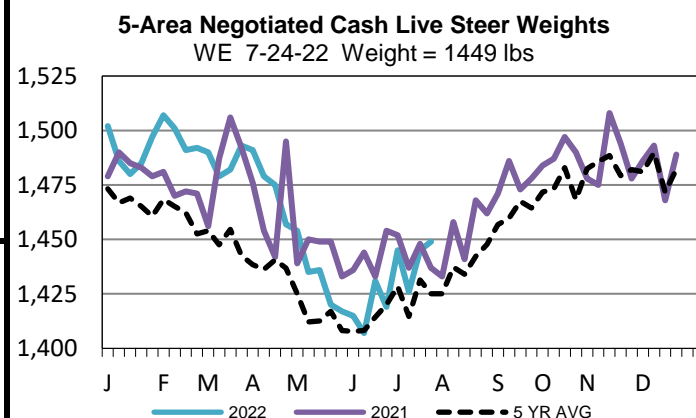
<a href="#">LM CT121</a>	<b>KANSAS</b>	<a href="#">LM CT109</a>
<b>Neg. Cash Volume:</b>	0	<b>Dressed Formula Vol:</b> 22,270
Live Steer Avg:	N/A	Steer/Heifer Avg: \$221.66
Live Heifer Avg:	N/A	<b>Dressed Neg. Grid Vol:</b> 1,442
Dressed Steer Avg:	N/A	Steer/Heifer Avg: \$220.68
Dressed Heifer Avg:	N/A	<b>TOTAL VOLUME:</b> 23,712
<a href="#">LM CT106</a>	<b>TOTAL WK TO DATE VOLUME:</b>	23,712
<b>Committed:</b>	10,968	<b>Delivered:</b> 19,519

<a href="#">LM CT124</a>	<b>NEBRASKA</b>	<a href="#">LM CT109</a>
<b>Neg. Cash Volume:</b>	0	<b>Dressed Formula Vol:</b> 8,839
Live Steer Avg:	N/A	Steer/Heifer Avg: \$232.61
Live Heifer Avg:	N/A	<b>Dressed Neg. Grid Vol:</b> 793
Dressed Steer Avg:	N/A	Steer/Heifer Avg: \$234.31
Dressed Heifer Avg:	N/A	<b>TOTAL VOLUME:</b> 9,632
<a href="#">LM CT106</a>	<b>TOTAL WK TO DATE VOLUME:</b>	9,632
<b>Committed:</b>	11,868	<b>Delivered:</b> 16,253

<a href="#">LM CT134</a>	<b>COLORADO</b>	<a href="#">LM CT109</a>
<b>Neg. Cash Volume:</b>	0	<b>Dressed Formula Vol:</b> 2,138
Live Steer Avg:	N/A	Steer/Heifer Avg: \$229.60
Live Heifer Avg:	N/A	<b>Dressed Neg. Grid Vol:</b> 138
Dressed Steer Avg:	N/A	Steer/Heifer Avg: \$230.84
Dressed Heifer Avg:	N/A	<b>TOTAL VOLUME:</b> 2,276
<a href="#">LM CT106</a>	<b>TOTAL WK TO DATE VOLUME:</b>	2,138
<b>Committed:</b>	7,949	<b>Delivered:</b> 7,077

<a href="#">LM CT137</a>	<b>IA-MN</b>	<a href="#">LM CT109</a>
<b>Neg. Cash Volume:</b>	319	<b>Dressed Formula Vol:</b> 1,279
Live Steer Avg:	\$141.00	Steer/Heifer Avg: \$234.57
Live Heifer Avg:	N/A	<b>Dressed Neg. Grid Vol:</b> 288
Dressed Steer Avg:	N/A	Steer/Heifer Avg: \$235.86
Dressed Heifer Avg:	N/A	<b>TOTAL VOLUME:</b> 1,886
<a href="#">LM CT106</a>	<b>TOTAL WK TO DATE VOLUME:</b>	1,886
<b>Committed:</b>	5,189	<b>Delivered:</b> 7,728

For Monday negotiated cash trading was at standstill in the Southern Plains and Nebraska. In the Western Cornbelt negotiated cash trading was mostly inactive on very light demand. Not enough purchases for a market trend. Last week in the Southern Plains live purchases traded at 136.00. For the prior week live and dressed purchases traded from 139.00-143.50 and at 227.00, respectively. For the previous week in the Western Cornbelt live and dressed purchases traded from 141.00-145.00 and from 227.00-232.00.



## USDA Livestock, Poultry and Grain Market News

St. Joseph, Missouri

Phone: 816-676-7000

[stjoe.lpgmn@ams.usda.gov](mailto:stjoe.lpgmn@ams.usda.gov)