

Daily Direct Steer and Heifer Slaughter Cattle Summary

For Trade on:

Thursday, July 21, 2022

LM CT100	5-AREA	LM CT109
Neg. Cash Volume:	12,038	Dressed Formula Vol: 38,062
Live Steer Avg:	\$141.56	Steer/Heifer Avg: \$226.15
Live Heifer Avg:	\$137.27	Dressed Neg. Grid Vol: 3,337
Dressed Steer Avg:	\$228.91	Steer/Heifer Avg: \$230.50
Dressed Heifer Avg:	\$226.08	TOTAL VOLUME: 53,437
LM CT106	TOTAL WK TO DATE VOLUME:	231,472
Committed:	64,651	Delivered: 72,498

LM CT118	TX-OK-NM	LM CT109
Neg. Cash Volume:	554	Dressed Formula Vol: 14,589
Live Steer Avg:	N/A	Steer/Heifer Avg: \$219.34
Live Heifer Avg:	\$136.00	Dressed Neg. Grid Vol: 0
Dressed Steer Avg:	N/A	Steer/Heifer Avg: N/A
Dressed Heifer Avg:	N/A	TOTAL VOLUME: 15,143
LM CT106	TOTAL WK TO DATE VOLUME:	59,575
Committed:	9,942	Delivered: 21,808

LM CT121	KANSAS	LM CT109
Neg. Cash Volume:	3,566	Dressed Formula Vol: 10,545
Live Steer Avg:	\$136.00	Steer/Heifer Avg: \$223.12
Live Heifer Avg:	\$135.97	Dressed Neg. Grid Vol: 1,629
Dressed Steer Avg:	N/A	Steer/Heifer Avg: \$224.53
Dressed Heifer Avg:	N/A	TOTAL VOLUME: 15,740
LM CT106	TOTAL WK TO DATE VOLUME:	64,622
Committed:	30,157	Delivered: 16,467

LM CT124	NEBRASKA	LM CT109
Neg. Cash Volume:	1,293	Dressed Formula Vol: 5,202
Live Steer Avg:	\$142.00	Steer/Heifer Avg: \$237.56
Live Heifer Avg:	\$142.00	Dressed Neg. Grid Vol: 743
Dressed Steer Avg:	\$226.73	Steer/Heifer Avg: \$235.95
Dressed Heifer Avg:	\$226.44	TOTAL VOLUME: 7,238
LM CT106	TOTAL WK TO DATE VOLUME:	45,670
Committed:	13,277	Delivered: 18,304

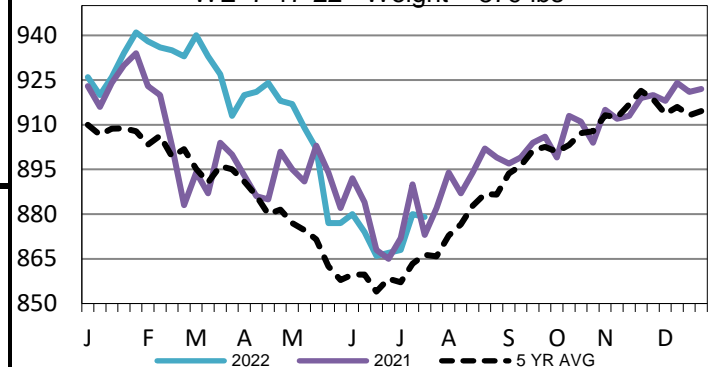
LM CT134	COLORADO	LM CT109
Neg. Cash Volume:	0	Dressed Formula Vol: 5,440
Live Steer Avg:	N/A	Steer/Heifer Avg: \$236.49
Live Heifer Avg:	N/A	Dressed Neg. Grid Vol: 0
Dressed Steer Avg:	N/A	Steer/Heifer Avg: N/A
Dressed Heifer Avg:	N/A	TOTAL VOLUME: 5,440
LM CT106	TOTAL WK TO DATE VOLUME:	19,730
Committed:	4,684	Delivered: 6,448

LM CT137	IA-MN	LM CT109
Neg. Cash Volume:	6,625	Dressed Formula Vol: 2,509
Live Steer Avg:	\$143.36	Steer/Heifer Avg: \$233.54
Live Heifer Avg:	\$142.82	Dressed Neg. Grid Vol: 1,045
Dressed Steer Avg:	\$229.63	Steer/Heifer Avg: \$236.51
Dressed Heifer Avg:	\$225.68	TOTAL VOLUME: 10,179
LM CT106	TOTAL WK TO DATE VOLUME:	23,624
Committed:	6,591	Delivered: 9,471

For Thursday in Kansas and Western Cornbelt negotiated cash trading was slow with moderate demand. In Kansas compared to last week, on a light test, live purchases traded 1.00 lower at 136.00. In the Western Cornbelt compared to last week live purchases traded 1.00-1.50 lower from 142.00-144.00. Not enough dressed purchases for a full market trend. Last week dressed traded from 228.00-230.00. In the Texas Panhandle and Nebraska negotiated cash trading was limited on light demand. Not enough purchases in these regions for a full market trend. Wednesday the last reported market in the Texas Panhandle with live at 136.00. Wednesday was the last reported market in Nebraska with live and dressed purchases from 139.00-143.50 and at 227.00, respectively.

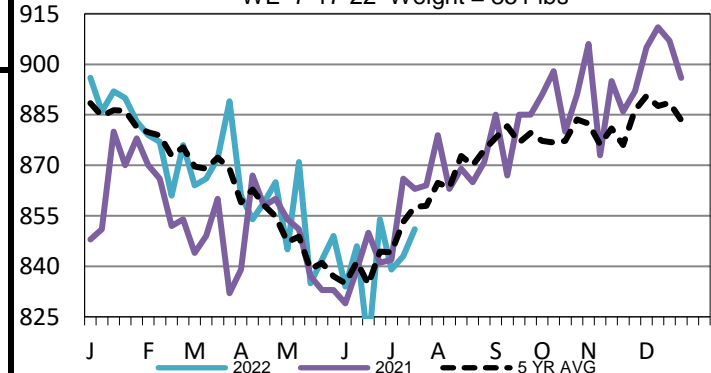
Nebraska Formula Carcass Weights

WE 7-17-22 Weight = 879 lbs



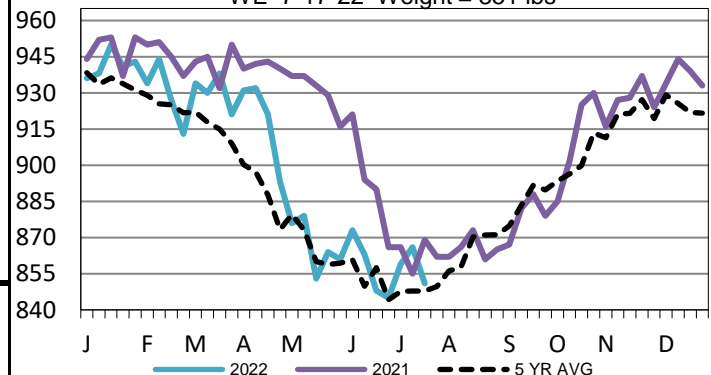
Colorado Formula Carcass Weights

WE 7-17-22 Weight = 851 lbs



Iowa-Minnesota Formula Carcass Weights

WE 7-17-22 Weight = 851 lbs



USDA Livestock, Poultry and Grain Market News

St. Joseph, Missouri

Phone: 816-676-7000

stjoe.lpgmn@ams.usda.gov