

Daily Direct Steer and Heifer Slaughter Cattle Summary

For Trade on:

Tuesday, July 12, 2022

LM CT100	5-AREA	LM CT109
Neg. Cash Volume:	3,931	Dressed Formula Vol: 46,101
Live Steer Avg:	\$143.20	Steer/Heifer Avg: \$232.41
Live Heifer Avg:	\$145.00	Dressed Neg. Grid Vol: 4,039
Dressed Steer Avg:	\$231.16	Steer/Heifer Avg: \$229.47
Dressed Heifer Avg:	\$230.29	TOTAL VOLUME: 54,071
LM CT106	TOTAL WK TO DATE VOLUME:	128,492
Committed:	53,144	Delivered: 73,769

LM CT118	TX-OK-NM	LM CT109
Neg. Cash Volume:	0	Dressed Formula Vol: 13,209
Live Steer Avg:	N/A	Steer/Heifer Avg: \$224.70
Live Heifer Avg:	N/A	Dressed Neg. Grid Vol: 234
Dressed Steer Avg:	N/A	Steer/Heifer Avg: \$216.94
Dressed Heifer Avg:	N/A	TOTAL VOLUME: 13,443
LM CT106	TOTAL WK TO DATE VOLUME:	36,326
Committed:	7,232	Delivered: 19,113

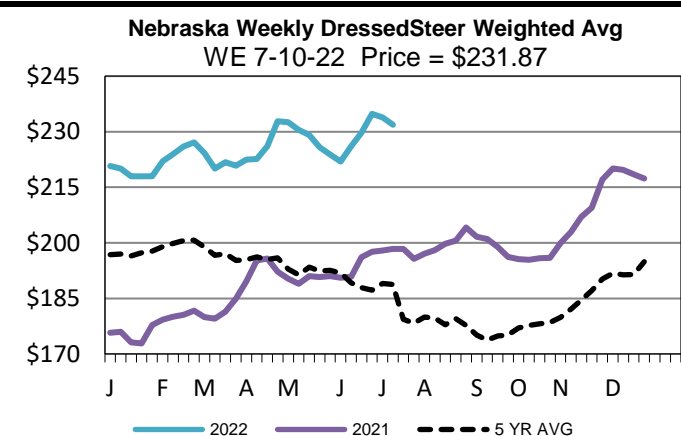
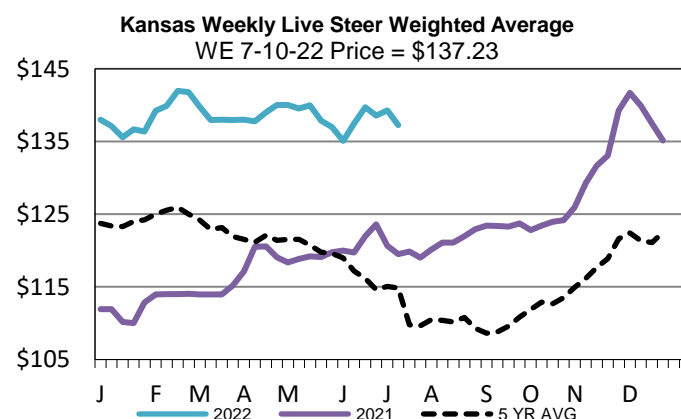
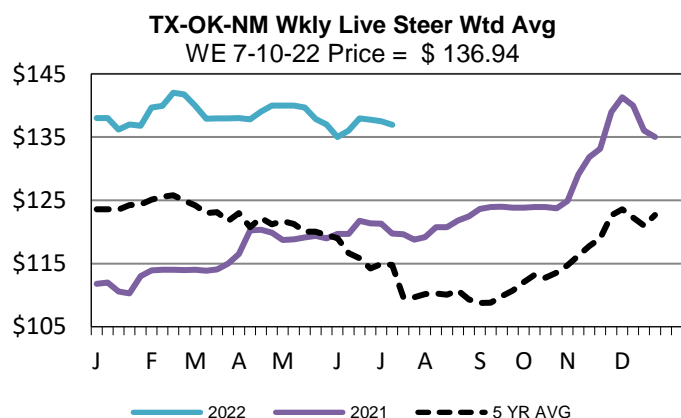
LM CT121	KANSAS	LM CT109
Neg. Cash Volume:	1,064	Dressed Formula Vol: 14,068
Live Steer Avg:	\$140.00	Steer/Heifer Avg: \$226.15
Live Heifer Avg:	N/A	Dressed Neg. Grid Vol: 1,510
Dressed Steer Avg:	\$230.00	Steer/Heifer Avg: \$224.65
Dressed Heifer Avg:	N/A	TOTAL VOLUME: 16,642
LM CT106	TOTAL WK TO DATE VOLUME:	43,542
Committed:	20,602	Delivered: 19,229

LM CT124	NEBRASKA	LM CT109
Neg. Cash Volume:	1,056	Dressed Formula Vol: 9,379
Live Steer Avg:	\$144.64	Steer/Heifer Avg: \$243.01
Live Heifer Avg:	N/A	Dressed Neg. Grid Vol: 1,817
Dressed Steer Avg:	N/A	Steer/Heifer Avg: \$233.16
Dressed Heifer Avg:	N/A	TOTAL VOLUME: 12,252
LM CT106	TOTAL WK TO DATE VOLUME:	25,030
Committed:	19,792	Delivered: 21,675

LM CT134	COLORADO	LM CT109
Neg. Cash Volume:	0	Dressed Formula Vol: 7,944
Live Steer Avg:	N/A	Steer/Heifer Avg: \$243.05
Live Heifer Avg:	N/A	Dressed Neg. Grid Vol: 170
Dressed Steer Avg:	N/A	Steer/Heifer Avg: \$235.90
Dressed Heifer Avg:	N/A	TOTAL VOLUME: 8,114
LM CT106	TOTAL WK TO DATE VOLUME:	17,477
Committed:	721	Delivered: 7,410

LM CT137	IA-MN	LM CT109
Neg. Cash Volume:	1,811	Dressed Formula Vol: 1,577
Live Steer Avg:	\$145.29	Steer/Heifer Avg: \$236.47
Live Heifer Avg:	\$145.00	Dressed Neg. Grid Vol: 308
Dressed Steer Avg:	\$232.00	Steer/Heifer Avg: \$237.27
Dressed Heifer Avg:	\$230.29	TOTAL VOLUME: 3,696
LM CT106	TOTAL WK TO DATE VOLUME:	6,538
Committed:	4,797	Delivered: 6,342

For Tuesday in the Texas Panhandle negotiated cash trading was at a standstill. In Kansas, Nebraska and Western Cornbelt negotiated cash trading was limited on light demand. Not enough purchases for a market trend in any region. Last week in the Southern Plains live purchases traded at 137.00. For the prior week in Nebraska live and dressed purchases traded from 144.00-149.00 and at 232, respectively. For the previous week in the Western Cornbelt live and dressed purchases traded from 145.00-150.00 and at 232.00, respectively.



USDA Livestock, Poultry and Grain Market News

St. Joseph, Missouri

Phone: 816-676-7000

stjoe.lpgmn@ams.usda.gov