

Daily Direct Steer and Heifer Slaughter Cattle Summary

For Trade on:

Friday, July 08, 2022

LM CT100	5-AREA	LM CT109
Neg. Cash Volume:	5,665	Dressed Formula Vol: 57,404
Live Steer Avg:	\$144.16	Steer/Heifer Avg: \$229.95
Live Heifer Avg:	\$142.25	Dressed Neg. Grid Vol: 2,839
Dressed Steer Avg:	\$231.55	Steer/Heifer Avg: \$233.64
Dressed Heifer Avg:	\$232.00	TOTAL VOLUME: 65,908
LM CT106	TOTAL WK TO DATE VOLUME:	263,407
Committed:	96,497	Delivered: 126,101

For Friday in the Southern Plains and Nebraska negotiated cash trading was mostly inactive with light demand. In the Western Cornbelt negotiated cash trading was limited on light demand. Not enough purchases in any region for a full market trend. Thursday was the last reported market in the Southern Plains with live purchases at 137.00. Thursday was the last reported market in Nebraska with live and dressed purchases from 144.00-149.00 and at 232.00, respectively. In the Western Cornbelt Thursday was the last reported live purchase market from 147.00-150.00. Last week dressed purchases traded at 234.00.

LM CT118	TX-OK-NM	LM CT109
Neg. Cash Volume:	920	Dressed Formula Vol: 15,519
Live Steer Avg:	\$137.00	Steer/Heifer Avg: \$221.37
Live Heifer Avg:	\$137.00	Dressed Neg. Grid Vol: 0
Dressed Steer Avg:	N/A	Steer/Heifer Avg: N/A
Dressed Heifer Avg:	N/A	TOTAL VOLUME: 16,439
LM CT106	TOTAL WK TO DATE VOLUME:	69,045
Committed:	25,035	Delivered: 34,871

LM CT121	KANSAS	LM CT109
Neg. Cash Volume:	896	Dressed Formula Vol: 20,458
Live Steer Avg:	\$137.00	Steer/Heifer Avg: \$224.52
Live Heifer Avg:	\$135.85	Dressed Neg. Grid Vol: 445
Dressed Steer Avg:	\$231.00	Steer/Heifer Avg: \$228.16
Dressed Heifer Avg:	N/A	TOTAL VOLUME: 21,799
LM CT106	TOTAL WK TO DATE VOLUME:	75,930
Committed:	29,517	Delivered: 37,077

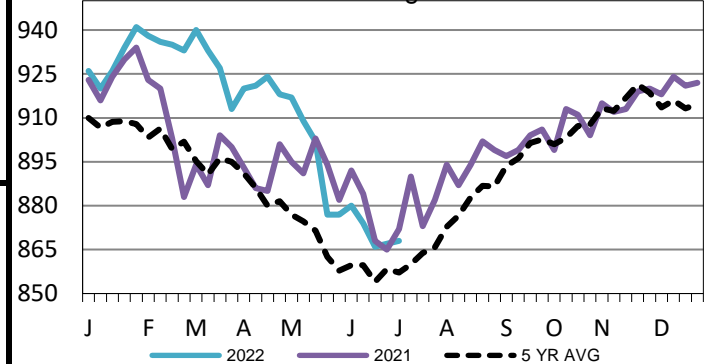
LM CT124	NEBRASKA	LM CT109
Neg. Cash Volume:	601	Dressed Formula Vol: 12,575
Live Steer Avg:	N/A	Steer/Heifer Avg: \$241.73
Live Heifer Avg:	N/A	Dressed Neg. Grid Vol: 1,573
Dressed Steer Avg:	\$231.83	Steer/Heifer Avg: \$235.56
Dressed Heifer Avg:	N/A	TOTAL VOLUME: 14,749
LM CT106	TOTAL WK TO DATE VOLUME:	70,618
Committed:	18,811	Delivered: 32,535

LM CT134	COLORADO	LM CT109
Neg. Cash Volume:	0	Dressed Formula Vol: 6,547
Live Steer Avg:	N/A	Steer/Heifer Avg: \$239.78
Live Heifer Avg:	N/A	Dressed Neg. Grid Vol: 0
Dressed Steer Avg:	N/A	Steer/Heifer Avg: N/A
Dressed Heifer Avg:	N/A	TOTAL VOLUME: 6,547
LM CT106	TOTAL WK TO DATE VOLUME:	25,558
Committed:	12,112	Delivered: 5,285

LM CT137	IA-MN	LM CT109
Neg. Cash Volume:	3,248	Dressed Formula Vol: 2,235
Live Steer Avg:	\$148.53	Steer/Heifer Avg: \$243.61
Live Heifer Avg:	\$146.32	Dressed Neg. Grid Vol: 863
Dressed Steer Avg:	\$230.48	Steer/Heifer Avg: \$233.31
Dressed Heifer Avg:	\$232.00	TOTAL VOLUME: 6,346
LM CT106	TOTAL WK TO DATE VOLUME:	28,624
Committed:	11,022	Delivered: 16,333

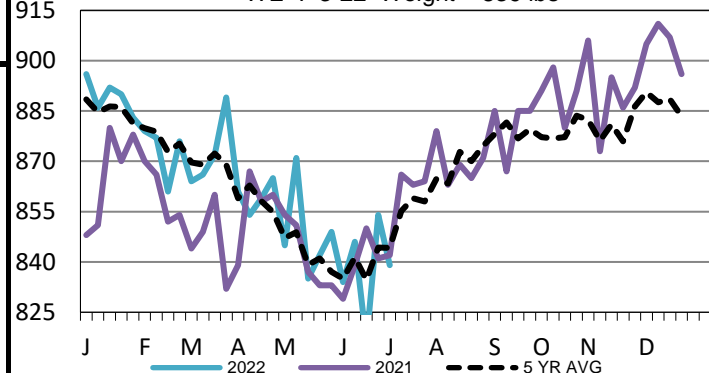
Nebraska Formula Carcass Weights

WE 7-3-22 Weight = 868 lbs



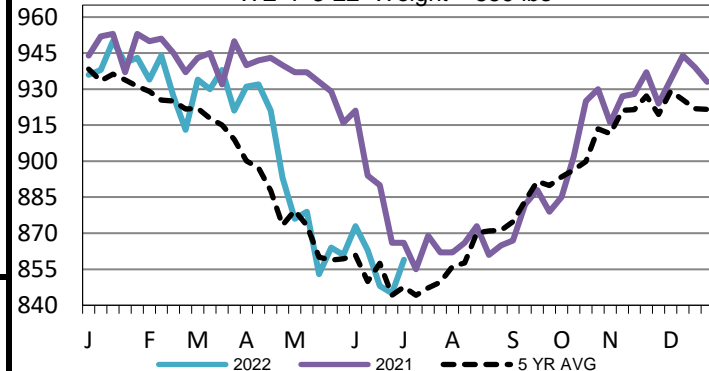
Colorado Formula Carcass Weights

WE 7-3-22 Weight = 839 lbs



Iowa-Minnesota Formula Carcass Weights

WE 7-3-22 Weight = 859 lbs



USDA Livestock, Poultry and Grain Market News

St. Joseph, Missouri

Phone: 816-676-7000

stjoe.lpgmn@ams.usda.gov