

Daily Direct Steer and Heifer Slaughter Cattle Summary

For Trade on:

Wednesday, July 06, 2022

LM CT100	5-AREA	LM CT109
Neg. Cash Volume:	7,724	Dressed Formula Vol: 43,161
Live Steer Avg:	\$149.87	Steer/Heifer Avg: \$230.88
Live Heifer Avg:	\$149.39	Dressed Neg. Grid Vol: 2,905
Dressed Steer Avg:	\$235.81	Steer/Heifer Avg: \$231.14
Dressed Heifer Avg:	\$237.00	TOTAL VOLUME: 53,790
LM CT106	TOTAL WK TO DATE VOLUME:	108,317
Committed:	79,457	Delivered: 67,396

LM CT118	TX-OK-NM	LM CT109
Neg. Cash Volume:	0	Dressed Formula Vol: 16,899
Live Steer Avg:	N/A	Steer/Heifer Avg: \$224.74
Live Heifer Avg:	N/A	Dressed Neg. Grid Vol: 119
Dressed Steer Avg:	N/A	Steer/Heifer Avg: 223
Dressed Heifer Avg:	N/A	TOTAL VOLUME: 17,018
LM CT106	TOTAL WK TO DATE VOLUME:	32,202
Committed:	17,886	Delivered: 17,610

LM CT121	KANSAS	LM CT109
Neg. Cash Volume:	31	Dressed Formula Vol: 13,298
Live Steer Avg:	\$137.00	Steer/Heifer Avg: \$223.61
Live Heifer Avg:	N/A	Dressed Neg. Grid Vol: 807
Dressed Steer Avg:	N/A	Steer/Heifer Avg: \$225.21
Dressed Heifer Avg:	N/A	TOTAL VOLUME: 14,136
LM CT106	TOTAL WK TO DATE VOLUME:	32,364
Committed:	22,103	Delivered: 20,194

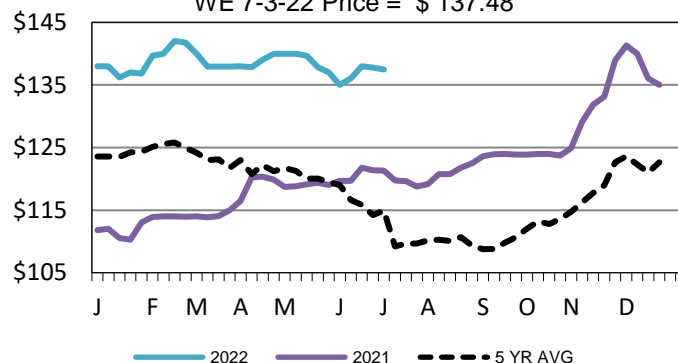
LM CT124	NEBRASKA	LM CT109
Neg. Cash Volume:	0	Dressed Formula Vol: 8,677
Live Steer Avg:	N/A	Steer/Heifer Avg: \$246.82
Live Heifer Avg:	N/A	Dressed Neg. Grid Vol: 992
Dressed Steer Avg:	N/A	Steer/Heifer Avg: \$234.89
Dressed Heifer Avg:	N/A	TOTAL VOLUME: 9,669
LM CT106	TOTAL WK TO DATE VOLUME:	20,709
Committed:	19,949	Delivered: 15,095

LM CT134	COLORADO	LM CT109
Neg. Cash Volume:	0	Dressed Formula Vol: 3,266
Live Steer Avg:	N/A	Steer/Heifer Avg: \$247.37
Live Heifer Avg:	N/A	Dressed Neg. Grid Vol: 408
Dressed Steer Avg:	N/A	Steer/Heifer Avg: \$236.37
Dressed Heifer Avg:	N/A	TOTAL VOLUME: 3,674
LM CT106	TOTAL WK TO DATE VOLUME:	17,688
Committed:	9,966	Delivered: 6,678

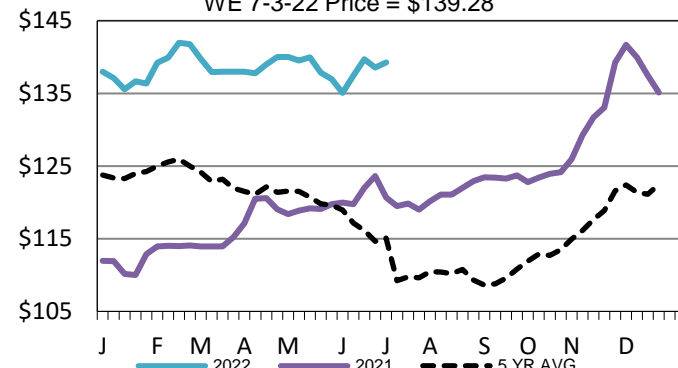
LM CT137	IA-MN	LM CT109
Neg. Cash Volume:	7,693	Dressed Formula Vol: 1,155
Live Steer Avg:	\$149.95	Steer/Heifer Avg: \$237.45
Live Heifer Avg:	\$149.39	Dressed Neg. Grid Vol: 657
Dressed Steer Avg:	\$235.81	Steer/Heifer Avg: \$232.28
Dressed Heifer Avg:	\$237.00	TOTAL VOLUME: 9,505
LM CT106	TOTAL WK TO DATE VOLUME:	11,710
Committed:	9,553	Delivered: 7,819

Wednesday cash trading in the Western Cornbelt was slow with light to moderate demand. Live, compared to last week, traded steady to 3.00 higher at 150.00. Not enough dressed for a market trend. For the prior week dressed traded at 234.00. In the Texas Panhandle and Nebraska cash trading was at a standstill. In Kansas cash trading was mostly inactive on very light demand. Not enough trades for a market trend in these regions. Last week in the Texas Panhandle live traded from 137.00-138.00. In Kansas live traded at 138.00. For the prior week in Nebraska live and dressed traded from 145.00-151.00 and at 234.00, respectively.

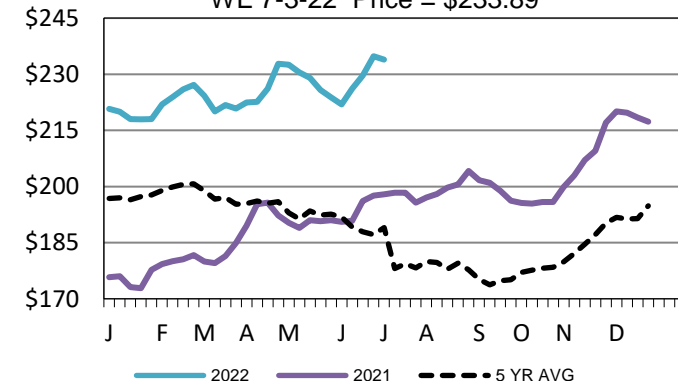
TX-OK-NM Wkly Live Steer Wtd Avg
WE 7-3-22 Price = \$ 137.48



Kansas Weekly Live Steer Weighted Average
WE 7-3-22 Price = \$139.28



Nebraska Weekly Dressed Steer Weighted Avg
WE 7-3-22 Price = \$233.89



USDA Livestock, Poultry and Grain Market News

St. Joseph, Missouri

Phone: 816-676-7000

stjoe.lpgmn@ams.usda.gov