

Daily Direct Steer and Heifer Slaughter Cattle Summary

For Trade on:

Tuesday, July 05, 2022

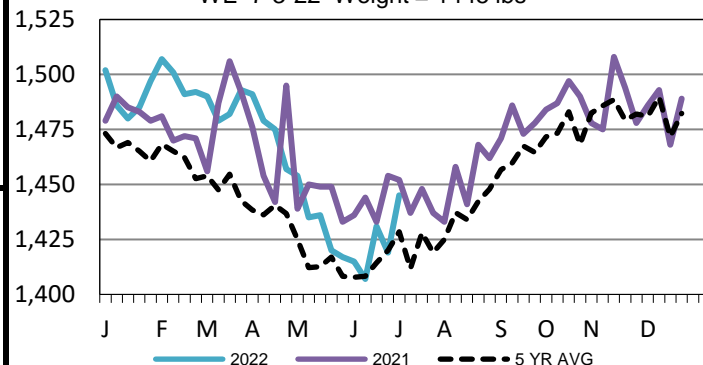
LM CT100	5-AREA	LM CT109
Neg. Cash Volume:	132	Dressed Formula Vol: 51,292
Live Steer Avg:	N/A	Steer/Heifer Avg: \$227.88
Live Heifer Avg:	N/A	Dressed Neg. Grid Vol: 3,103
Dressed Steer Avg:	\$235.00	Steer/Heifer Avg: \$0.00
Dressed Heifer Avg:	N/A	TOTAL VOLUME: 54,527
LM CT106	TOTAL WK TO DATE VOLUME:	54,527
Committed:	53,815	Delivered: 77,509

For Tuesday negotiated cash trading was at a standstill in the Southern Plains. In Nebraska and Western Cornbelt negotiated cash trading was mostly inactive on very light demand. Not enough purchases for a market trend. Last week in the Texas Panhandle live purchases traded from 137.00-138.00. In Kansas live purchases traded at 138.00. For the prior week in Nebraska live and dressed purchases traded from 145.00-151.00 and at 234.00, respectively. For the previous week in the Western Cornbelt live and dressed purchases traded from 147.00-150.00 and at 234.00, respectively.

LM CT118	TX-OK-NM	LM CT109
Neg. Cash Volume:	0	Dressed Formula Vol: 14,940
Live Steer Avg:	N/A	Steer/Heifer Avg: \$219.75
Live Heifer Avg:	N/A	Dressed Neg. Grid Vol: 244
Dressed Steer Avg:	N/A	Steer/Heifer Avg: 216
Dressed Heifer Avg:	N/A	TOTAL VOLUME: 15,184
LM CT106	TOTAL WK TO DATE VOLUME:	15,184
Committed:	15,967	Delivered: 17,999

5-Area Negotiated Cash Live Steer Weights

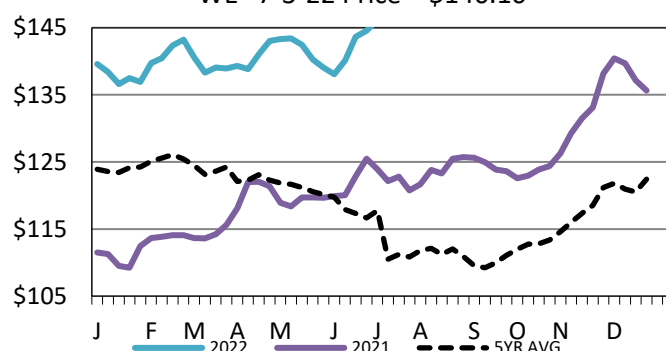
WE 7-3-22 Weight = 1445 lbs



LM CT121	KANSAS	LM CT109
Neg. Cash Volume:	0	Dressed Formula Vol: 17,400
Live Steer Avg:	N/A	Steer/Heifer Avg: \$223.46
Live Heifer Avg:	N/A	Dressed Neg. Grid Vol: 828
Dressed Steer Avg:	N/A	Steer/Heifer Avg: \$224.93
Dressed Heifer Avg:	N/A	TOTAL VOLUME: 18,228
LM CT106	TOTAL WK TO DATE VOLUME:	18,228
Committed:	12,010	Delivered: 21,852

5-Area Live Steer Weighted Average

WE 7-3-22 Price = \$146.16

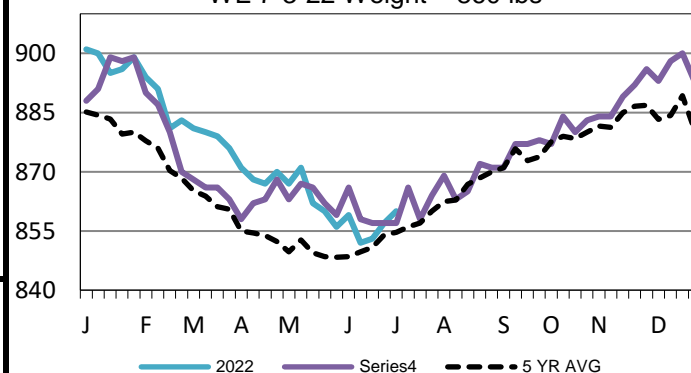


LM CT124	NEBRASKA	LM CT109
Neg. Cash Volume:	90	Dressed Formula Vol: 10,325
Live Steer Avg:	N/A	Steer/Heifer Avg: \$239.00
Live Heifer Avg:	N/A	Dressed Neg. Grid Vol: 625
Dressed Steer Avg:	N/A	Steer/Heifer Avg: \$235.51
Dressed Heifer Avg:	N/A	TOTAL VOLUME: 11,040
LM CT106	TOTAL WK TO DATE VOLUME:	11,040
Committed:	15,938	Delivered: 17,923

LM CT134	COLORADO	LM CT109
Neg. Cash Volume:	0	Dressed Formula Vol: 7,570
Live Steer Avg:	N/A	Steer/Heifer Avg: \$236.64
Live Heifer Avg:	N/A	Dressed Neg. Grid Vol: 449
Dressed Steer Avg:	N/A	Steer/Heifer Avg: \$230.01
Dressed Heifer Avg:	N/A	TOTAL VOLUME: 8,019
LM CT106	TOTAL WK TO DATE VOLUME:	8,019
Committed:	3,705	Delivered: 11,331

5-Area Formula Carcass Weight

WE 7-3-22 Weight = 860 lbs



LM CT137	IA-MN	LM CT109
Neg. Cash Volume:	42	Dressed Formula Vol: 1,206
Live Steer Avg:	N/A	Steer/Heifer Avg: \$244.15
Live Heifer Avg:	N/A	Dressed Neg. Grid Vol: 957
Dressed Steer Avg:	\$235.00	Steer/Heifer Avg: \$236.07
Dressed Heifer Avg:	N/A	TOTAL VOLUME: 2,205
LM CT106	TOTAL WK TO DATE VOLUME:	2,205
Committed:	6,195	Delivered: 8,404

USDA Livestock, Poultry and Grain Market News

St. Joseph, Missouri

Phone: 816-676-7000

stjoe.lpgmn@ams.usda.gov