

Daily Direct Steer and Heifer Slaughter Cattle Summary

For Trade on:

Wednesday, June 29, 2022

LM CT100	5-AREA	LM CT109
Neg. Cash Volume:	45,388	Dressed Formula Vol: 25,738
Live Steer Avg:	\$146.20	Steer/Heifer Avg: \$228.49
Live Heifer Avg:	\$143.25	Dressed Neg. Grid Vol: 3,241
Dressed Steer Avg:	\$234.01	Steer/Heifer Avg: \$229.79
Dressed Heifer Avg:	\$233.98	TOTAL VOLUME: 74,367
LM CT106	TOTAL WK TO DATE VOLUME:	176,564
Committed:	119,362	Delivered: 68,072

LM CT118	TX-OK-NM	LM CT109
Neg. Cash Volume:	3,760	Dressed Formula Vol: 12,422
Live Steer Avg:	\$137.61	Steer/Heifer Avg: \$224.45
Live Heifer Avg:	\$138.00	Dressed Neg. Grid Vol: 0
Dressed Steer Avg:	N/A	Steer/Heifer Avg: N/A
Dressed Heifer Avg:	N/A	TOTAL VOLUME: 16,182
LM CT106	TOTAL WK TO DATE VOLUME:	51,103
Committed:	18,199	Delivered: 19,122

LM CT121	KANSAS	LM CT109
Neg. Cash Volume:	5,689	Dressed Formula Vol: 6,808
Live Steer Avg:	\$139.02	Steer/Heifer Avg: \$223.28
Live Heifer Avg:	\$138.00	Dressed Neg. Grid Vol: 546
Dressed Steer Avg:	\$234.00	Steer/Heifer Avg: \$223.38
Dressed Heifer Avg:	\$234.00	TOTAL VOLUME: 13,043
LM CT106	TOTAL WK TO DATE VOLUME:	46,108
Committed:	27,006	Delivered: 18,546

LM CT124	NEBRASKA	LM CT109
Neg. Cash Volume:	20,916	Dressed Formula Vol: 4,840
Live Steer Avg:	\$147.73	Steer/Heifer Avg: \$241.30
Live Heifer Avg:	\$147.45	Dressed Neg. Grid Vol: 1,468
Dressed Steer Avg:	\$233.83	Steer/Heifer Avg: \$232.57
Dressed Heifer Avg:	\$233.95	TOTAL VOLUME: 27,224
LM CT106	TOTAL WK TO DATE VOLUME:	45,624
Committed:	43,692	Delivered: 16,512

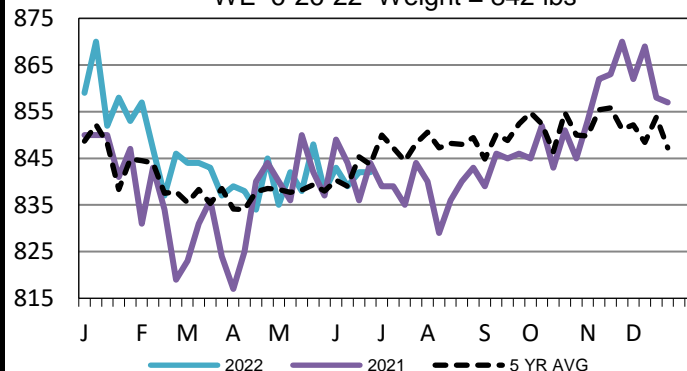
LM CT134	COLORADO	LM CT109
Neg. Cash Volume:	662	Dressed Formula Vol: 647
Live Steer Avg:	\$145.00	Steer/Heifer Avg: \$246.55
Live Heifer Avg:	\$145.00	Dressed Neg. Grid Vol: 188
Dressed Steer Avg:	N/A	Steer/Heifer Avg: \$221.94
Dressed Heifer Avg:	N/A	TOTAL VOLUME: 1,497
LM CT106	TOTAL WK TO DATE VOLUME:	12,152
Committed:	12,774	Delivered: 6,884

LM CT137	IA-MN	LM CT109
Neg. Cash Volume:	14,361	Dressed Formula Vol: 1,100
Live Steer Avg:	\$148.86	Steer/Heifer Avg: \$239.69
Live Heifer Avg:	\$148.41	Dressed Neg. Grid Vol: 1,060
Dressed Steer Avg:	\$234.40	Steer/Heifer Avg: \$230.60
Dressed Heifer Avg:	\$234.52	TOTAL VOLUME: 16,521
LM CT106	TOTAL WK TO DATE VOLUME:	20,785
Committed:	17,691	Delivered: 7,008

Wednesday in the Southern Plains cash trading was light to moderate on moderate demand. In the Texas Panhandle, compared to last week, live traded steady at 138.00. In Kansas, compared to the prior week, live traded steady to 1.00 higher at 138.00. For Wednesday in Nebraska and Western Cornbelt cash trading was moderate with good demand. In Nebraska, compared to last week, live traded steady to 3.00 higher from 145.00-151.00 and dressed traded steady at 234.00. In the Western Cornbelt, compared to the prior week, week live traded steady to 2.00 higher from 147.00-150.00 and dressed, on a light test, traded steady at 234.00. On Wednesday in Colorado cash trading was limited on moderate demand. The latest established market was last week with live 145.00.

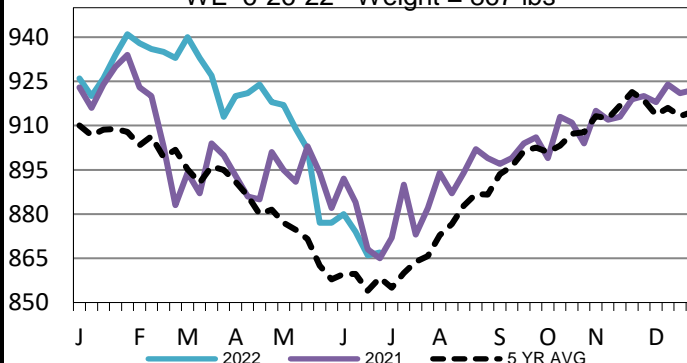
TX-OK-NM Formula Carcass Weights

WE 6-26-22 Weight = 842 lbs



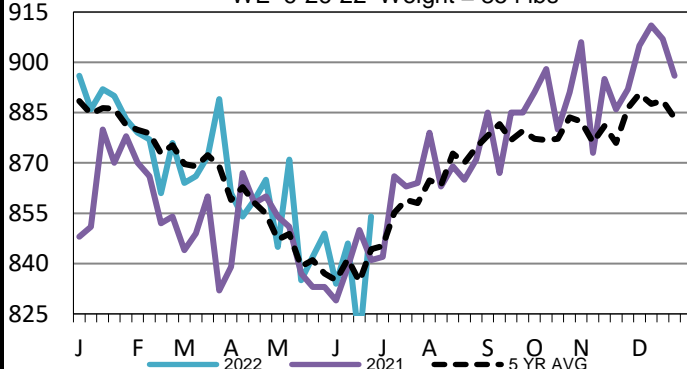
Nebraska Formula Carcass Weights

WE 6-26-22 Weight = 867 lbs



Colorado Formula Carcass Weights

WE 6-26-22 Weight = 854 lbs



USDA Livestock, Poultry and Grain Market News

St. Joseph, Missouri

Phone: 816-676-7000

stjoe.lpgmn@ams.usda.gov