

Daily Direct Steer and Heifer Slaughter Cattle Summary

For Trade on:

Thursday, June 23, 2022

LM CT100	5-AREA	LM CT109
Neg. Cash Volume:	48,475	Dressed Formula Vol: 44,677
Live Steer Avg:	\$147.30	Steer/Heifer Avg: \$228.45
Live Heifer Avg:	\$145.58	Dressed Neg. Grid Vol: 2,820
Dressed Steer Avg:	\$234.40	Steer/Heifer Avg: \$224.57
Dressed Heifer Avg:	\$234.99	TOTAL VOLUME: 95,972
LM CT106	TOTAL WK TO DATE VOLUME:	257,375
Committed:	91,330	Delivered: 68,947

LM CT118	TX-OK-NM	LM CT109
Neg. Cash Volume:	581	Dressed Formula Vol: 16,849
Live Steer Avg:	N/A	Steer/Heifer Avg: \$222.06
Live Heifer Avg:	N/A	Dressed Neg. Grid Vol: 0
Dressed Steer Avg:	N/A	Steer/Heifer Avg: N/A
Dressed Heifer Avg:	N/A	TOTAL VOLUME: 17,430
LM CT106	TOTAL WK TO DATE VOLUME:	69,791
Committed:	5,603	Delivered: 20,913

LM CT121	KANSAS	LM CT109
Neg. Cash Volume:	3,479	Dressed Formula Vol: 12,618
Live Steer Avg:	\$137.00	Steer/Heifer Avg: \$226.96
Live Heifer Avg:	\$137.06	Dressed Neg. Grid Vol: 871
Dressed Steer Avg:	\$234.00	Steer/Heifer Avg: \$217.46
Dressed Heifer Avg:	N/A	TOTAL VOLUME: 16,968
LM CT106	TOTAL WK TO DATE VOLUME:	69,239
Committed:	18,727	Delivered: 16,450

LM CT124	NEBRASKA	LM CT109
Neg. Cash Volume:	23,122	Dressed Formula Vol: 8,648
Live Steer Avg:	\$147.45	Steer/Heifer Avg: \$234.51
Live Heifer Avg:	\$145.57	Dressed Neg. Grid Vol: 1,136
Dressed Steer Avg:	\$234.06	Steer/Heifer Avg: \$226.76
Dressed Heifer Avg:	\$234.81	TOTAL VOLUME: 32,906
LM CT106	TOTAL WK TO DATE VOLUME:	62,927
Committed:	33,078	Delivered: 17,505

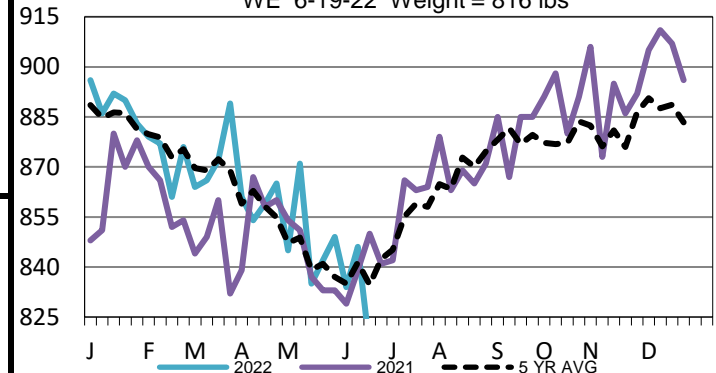
LM CT134	COLORADO	LM CT109
Neg. Cash Volume:	3,039	Dressed Formula Vol: 5,590
Live Steer Avg:	\$145.00	Steer/Heifer Avg: \$240.90
Live Heifer Avg:	\$145.00	Dressed Neg. Grid Vol: 236
Dressed Steer Avg:	N/A	Steer/Heifer Avg: \$224.97
Dressed Heifer Avg:	N/A	TOTAL VOLUME: 8,865
LM CT106	TOTAL WK TO DATE VOLUME:	19,700
Committed:	12,273	Delivered: 4,733

LM CT137	IA-MN	LM CT109
Neg. Cash Volume:	18,254	Dressed Formula Vol: 1,163
Live Steer Avg:	\$148.91	Steer/Heifer Avg: \$233.51
Live Heifer Avg:	\$148.73	Dressed Neg. Grid Vol: 577
Dressed Steer Avg:	\$235.43	Steer/Heifer Avg: \$230.82
Dressed Heifer Avg:	\$235.51	TOTAL VOLUME: 19,994
LM CT106	TOTAL WK TO DATE VOLUME:	36,465
Committed:	21,649	Delivered: 9,346

Thursday in Nebraska and Western Cornbelt cash trading was moderate to active on good demand. In Nebraska, compared to last week, live traded steady to 5.00 higher from 145.00-150.00 and dressed traded 4.00 higher at 234.00. In the Western Cornbelt, compared to Wednesday, live ranged from 147.00-150.00, mostly 2.00-3.00 higher at 150.00, and dressed traded 2.00-4.00 lower from 234.00-238.00. For Thursday in Kansas cash trading was slow on light demand. Compared to Wednesday live traded steady to 4.00 lower at 137.00. In Colorado cash trading and demand were moderate. Compared to last week live traded steady at 145.00. In the Texas Panhandle cash trading was mostly inactive on light demand. Wednesday was the last reported market with live at 137.00.

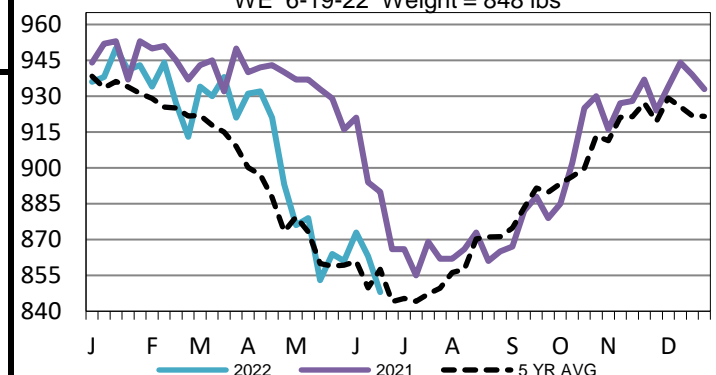
Colorado Formula Carcass Weights

WE 6-19-22 Weight = 816 lbs



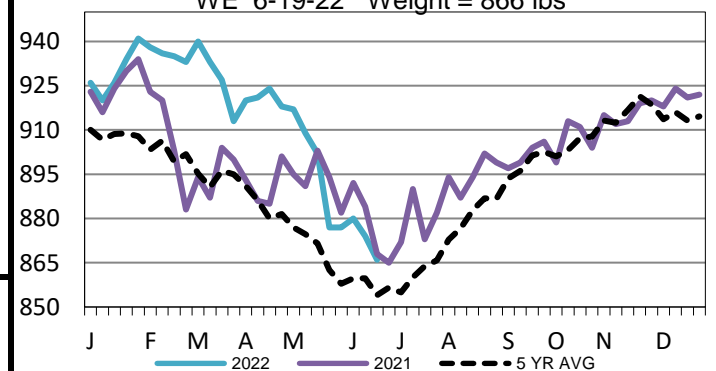
Iowa-Minnesota Formula Carcass Weights

WE 6-19-22 Weight = 848 lbs



Nebraska Formula Carcass Weights

WE 6-19-22 Weight = 866 lbs



USDA Livestock, Poultry and Grain Market News

St. Joseph, Missouri

Phone: 816-676-7000

stjoe.lpgmn@ams.usda.gov