

Daily Direct Steer and Heifer Slaughter Cattle Summary

For Trade on:

Tuesday, June 21, 2022

LM CT100	5-AREA	LM CT109
Neg. Cash Volume:	7,688	Dressed Formula Vol: 44,874
Live Steer Avg:	\$139.11	Steer/Heifer Avg: \$228.16
Live Heifer Avg:	\$138.04	Dressed Neg. Grid Vol: 3,595
Dressed Steer Avg:	\$230.00	Steer/Heifer Avg: \$225.13
Dressed Heifer Avg:	\$230.00	TOTAL VOLUME: 56,157
LM CT106	TOTAL WK TO DATE VOLUME:	108,729
Committed:	48,538	Delivered: 74,145

LM CT118	TX-OK-NM	LM CT109
Neg. Cash Volume:	5,252	Dressed Formula Vol: 15,669
Live Steer Avg:	\$138.00	Steer/Heifer Avg: \$224.01
Live Heifer Avg:	\$138.04	Dressed Neg. Grid Vol: 0
Dressed Steer Avg:	N/A	Steer/Heifer Avg: N/A
Dressed Heifer Avg:	N/A	TOTAL VOLUME: 20,921
LM CT106	TOTAL WK TO DATE VOLUME:	39,567
Committed:	11,046	Delivered: 18,673

LM CT121	KANSAS	LM CT109
Neg. Cash Volume:	1,528	Dressed Formula Vol: 14,169
Live Steer Avg:	\$138.00	Steer/Heifer Avg: \$224.10
Live Heifer Avg:	\$138.00	Dressed Neg. Grid Vol: 230
Dressed Steer Avg:	N/A	Steer/Heifer Avg: \$222.91
Dressed Heifer Avg:	N/A	TOTAL VOLUME: 15,927
LM CT106	TOTAL WK TO DATE VOLUME:	32,247
Committed:	23,558	Delivered: 18,719

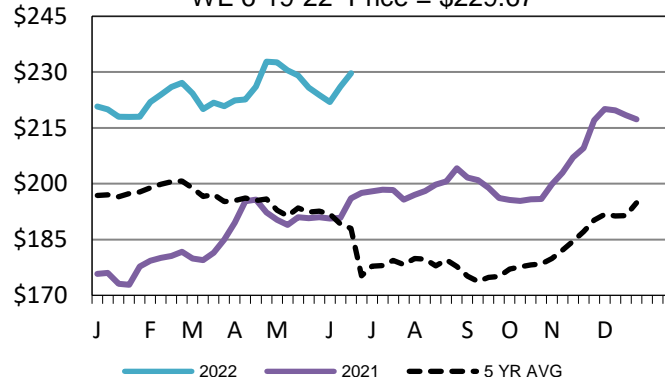
LM CT124	NEBRASKA	LM CT109
Neg. Cash Volume:	90	Dressed Formula Vol: 7,188
Live Steer Avg:	N/A	Steer/Heifer Avg: \$236.66
Live Heifer Avg:	N/A	Dressed Neg. Grid Vol: 2,548
Dressed Steer Avg:	\$230.00	Steer/Heifer Avg: \$225.16
Dressed Heifer Avg:	N/A	TOTAL VOLUME: 9,826
LM CT106	TOTAL WK TO DATE VOLUME:	21,236
Committed:	6,772	Delivered: 21,403

LM CT134	COLORADO	LM CT109
Neg. Cash Volume:	0	Dressed Formula Vol: 5,919
Live Steer Avg:	N/A	Steer/Heifer Avg: \$235.50
Live Heifer Avg:	N/A	Dressed Neg. Grid Vol: 0
Dressed Steer Avg:	N/A	Steer/Heifer Avg: N/A
Dressed Heifer Avg:	N/A	TOTAL VOLUME: 5,919
LM CT106	TOTAL WK TO DATE VOLUME:	10,117
Committed:	3,057	Delivered: 7,214

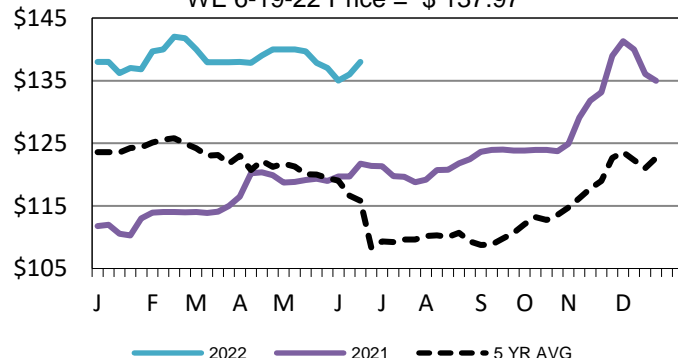
LM CT137	IA-MN	LM CT109
Neg. Cash Volume:	818	Dressed Formula Vol: 1,969
Live Steer Avg:	\$145.50	Steer/Heifer Avg: \$237.24
Live Heifer Avg:	N/A	Dressed Neg. Grid Vol: 921
Dressed Steer Avg:	N/A	Steer/Heifer Avg: \$226.57
Dressed Heifer Avg:	\$230.00	TOTAL VOLUME: 3,708
LM CT106	TOTAL WK TO DATE VOLUME:	6,023
Committed:	4,105	Delivered: 8,136

Tuesday in the Texas Panhandle cash trading was slow to moderate on light demand. Compared to last week live traded unevenly steady at 138.00. In Kansas cash trading was limited on light demand. A few live traded at 138.00. However, not enough trades for a full market trend. Last week live traded at 140.00. For Tuesday in the Northern Plains and Western Cornbelt cash trading was mostly inactive on very light demand. Not enough trades for a market trend. For the prior week in the Northern Plains and Western Cornbelt live traded at 145.00 and, in Nebraska and Western Cornbelt, dressed traded at 230.00.

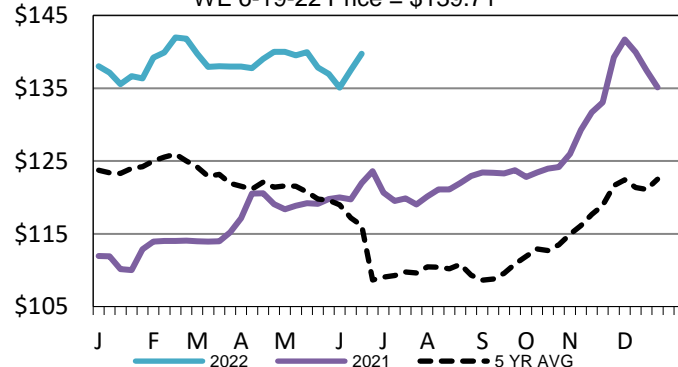
Nebraska Weekly Dressed Steer Weighted Avg
WE 6-19-22 Price = \$229.67



TX-OK-NM Wkly Live Steer Wtd Avg
WE 6-19-22 Price = \$137.97



Kansas Weekly Live Steer Weighted Average
WE 6-19-22 Price = \$139.71



USDA Livestock, Poultry and Grain Market News

St. Joseph, Missouri

Phone: 816-676-7000

stjoe.lpgmn@ams.usda.gov