

Daily Direct Steer and Heifer Slaughter Cattle Summary

For Trade on:

Monday, June 20, 2022

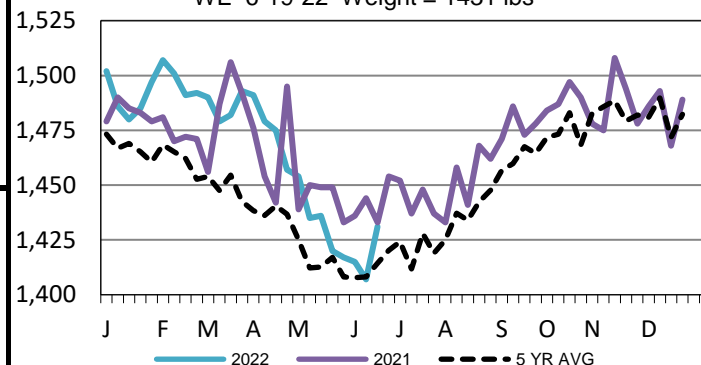
LM CT100	5-AREA	LM CT109
Neg. Cash Volume:	39	Dressed Formula Vol: 47,795
Live Steer Avg:	N/A	Steer/Heifer Avg: \$221.12
Live Heifer Avg:	N/A	Dressed Neg. Grid Vol: 4,828
Dressed Steer Avg:	N/A	Steer/Heifer Avg: \$223.44
Dressed Heifer Avg:	N/A	TOTAL VOLUME: 52,662
LM CT106	TOTAL WK TO DATE VOLUME:	52,572
Committed:	40,983	Delivered: 77,062

For Monday negotiated cash trading was at a standstill in the Southern and Northern Plains. In the Western Cornbelt negotiated cash trading was mostly inactive on very light demand. Not enough purchases for a market trend in any region. Last week in the Texas Panhandle live purchases ranged from 136.00-140.00. In Kansas live purchases traded at 140.00. For the prior week in the Northern Plains and Western Cornbelt live purchases traded at 145.00 and, in Nebraska and Western Cornbelt, dressed purchases traded at 230.00.

LM CT118	TX-OK-NM	LM CT109
Neg. Cash Volume:	0	Dressed Formula Vol: 18,346
Live Steer Avg:	N/A	Steer/Heifer Avg: \$216.64
Live Heifer Avg:	N/A	Dressed Neg. Grid Vol: 300
Dressed Steer Avg:	N/A	Steer/Heifer Avg: \$217.37
Dressed Heifer Avg:	N/A	TOTAL VOLUME: 18,646
LM CT106	TOTAL WK TO DATE VOLUME:	18,646
Committed:	8,021	Delivered: 19,815

5-Area Negotiated Cash Live Steer Weights

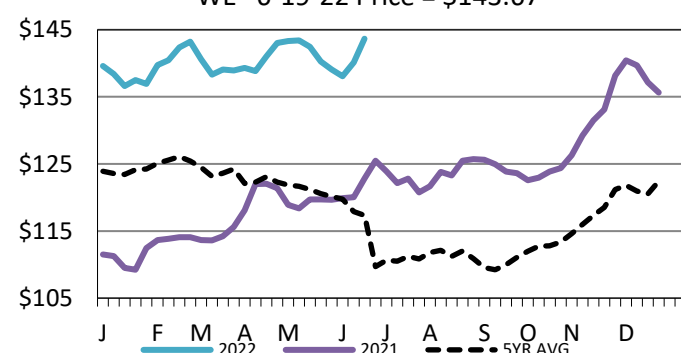
WE 6-19-22 Weight = 1431 lbs



LM CT121	KANSAS	LM CT109
Neg. Cash Volume:	0	Dressed Formula Vol: 15,023
Live Steer Avg:	N/A	Steer/Heifer Avg: \$219.27
Live Heifer Avg:	N/A	Dressed Neg. Grid Vol: 1,297
Dressed Steer Avg:	N/A	Steer/Heifer Avg: \$221.20
Dressed Heifer Avg:	N/A	TOTAL VOLUME: 16,320
LM CT106	TOTAL WK TO DATE VOLUME:	16,320
Committed:	11,972	Delivered: 21,192

5-Area Live Steer Weighted Average

WE 6-19-22 Price = \$143.67

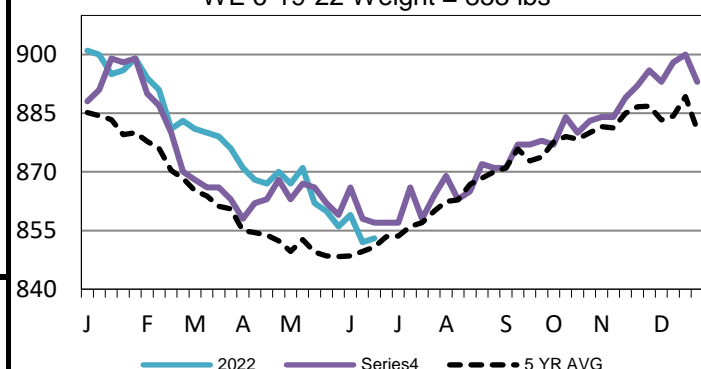


LM CT124	NEBRASKA	LM CT109
Neg. Cash Volume:	0	Dressed Formula Vol: 9,947
Live Steer Avg:	N/A	Steer/Heifer Avg: \$228.67
Live Heifer Avg:	N/A	Dressed Neg. Grid Vol: 1,463
Dressed Steer Avg:	N/A	Steer/Heifer Avg: \$223.88
Dressed Heifer Avg:	N/A	TOTAL VOLUME: 11,410
LM CT106	TOTAL WK TO DATE VOLUME:	11,410
Committed:	8,769	Delivered: 20,332

LM CT134	COLORADO	LM CT109
Neg. Cash Volume:	0	Dressed Formula Vol: 3,729
Live Steer Avg:	N/A	Steer/Heifer Avg: \$228.74
Live Heifer Avg:	N/A	Dressed Neg. Grid Vol: 469
Dressed Steer Avg:	N/A	Steer/Heifer Avg: \$221.72
Dressed Heifer Avg:	N/A	TOTAL VOLUME: 4,198
LM CT106	TOTAL WK TO DATE VOLUME:	4,198
Committed:	8,570	Delivered: 8,077

5-Area Formula Carcass Weight

WE 6-19-22 Weight = 853 lbs



LM CT137	IA-MN	LM CT109
Neg. Cash Volume:	39	Dressed Formula Vol: 935
Live Steer Avg:	N/A	Steer/Heifer Avg: \$230.00
Live Heifer Avg:	N/A	Dressed Neg. Grid Vol: 1,341
Dressed Steer Avg:	N/A	Steer/Heifer Avg: \$227.43
Dressed Heifer Avg:	N/A	TOTAL VOLUME: 2,315
LM CT106	TOTAL WK TO DATE VOLUME:	2,315
Committed:	3,651	Delivered: 7,646

USDA Livestock, Poultry and Grain Market News

St. Joseph, Missouri

Phone: 816-676-7000

stjoe.lpgmn@ams.usda.gov