

## Daily Direct Steer and Heifer Slaughter Cattle Summary

For Trade on:

Friday, June 17, 2022

<a href="#">LM CT100</a>	<b>5-AREA</b>	<a href="#">LM CT109</a>
<b>Neg. Cash Volume:</b>	3,313	<b>Dressed Formula Vol:</b> 49,097
Live Steer Avg:	\$140.71	Steer/Heifer Avg: \$223.92
Live Heifer Avg:	\$138.81	<b>Dressed Neg. Grid Vol:</b> 4,517
Dressed Steer Avg:	\$230.00	Steer/Heifer Avg: \$223.27
Dressed Heifer Avg:	\$230.47	<b>TOTAL VOLUME:</b> 56,927
<a href="#">LM CT106</a>	<b>TOTAL WK TO DATE VOLUME:</b>	<b>313,649</b>
<b>Committed:</b>	<b>78,039</b>	<b>Delivered:</b> 103,628

<a href="#">LM CT118</a>	<b>TX-OK-NM</b>	<a href="#">LM CT109</a>
<b>Neg. Cash Volume:</b>	244	<b>Dressed Formula Vol:</b> 16,481
Live Steer Avg:	N/A	Steer/Heifer Avg: \$219.30
Live Heifer Avg:	\$140.00	<b>Dressed Neg. Grid Vol:</b> 0
Dressed Steer Avg:		Steer/Heifer Avg: N/A
Dressed Heifer Avg:	N/A	<b>TOTAL VOLUME:</b> 16,725
<a href="#">LM CT106</a>	<b>TOTAL WK TO DATE VOLUME:</b>	<b>82,616</b>
<b>Committed:</b>	<b>24,750</b>	<b>Delivered:</b> 31,214

<a href="#">LM CT121</a>	<b>KANSAS</b>	<a href="#">LM CT109</a>
<b>Neg. Cash Volume:</b>	1,861	<b>Dressed Formula Vol:</b> 19,156
Live Steer Avg:	\$138.52	Steer/Heifer Avg: \$221.70
Live Heifer Avg:	\$138.48	<b>Dressed Neg. Grid Vol:</b> 1,697
Dressed Steer Avg:	N/A	Steer/Heifer Avg: \$219.69
Dressed Heifer Avg:	N/A	<b>TOTAL VOLUME:</b> 22,714
<a href="#">LM CT106</a>	<b>TOTAL WK TO DATE VOLUME:</b>	<b>84,721</b>
<b>Committed:</b>	<b>22,610</b>	<b>Delivered:</b> 29,765

<a href="#">LM CT124</a>	<b>NEBRASKA</b>	<a href="#">LM CT109</a>
<b>Neg. Cash Volume:</b>	262	<b>Dressed Formula Vol:</b> 8,068
Live Steer Avg:	N/A	Steer/Heifer Avg: \$235.36
Live Heifer Avg:	N/A	<b>Dressed Neg. Grid Vol:</b> 2,072
Dressed Steer Avg:	\$230.00	Steer/Heifer Avg: \$224.21
Dressed Heifer Avg:	\$230.00	<b>TOTAL VOLUME:</b> 10,402
<a href="#">LM CT106</a>	<b>TOTAL WK TO DATE VOLUME:</b>	<b>83,176</b>
<b>Committed:</b>	<b>21,067</b>	<b>Delivered:</b> 24,039

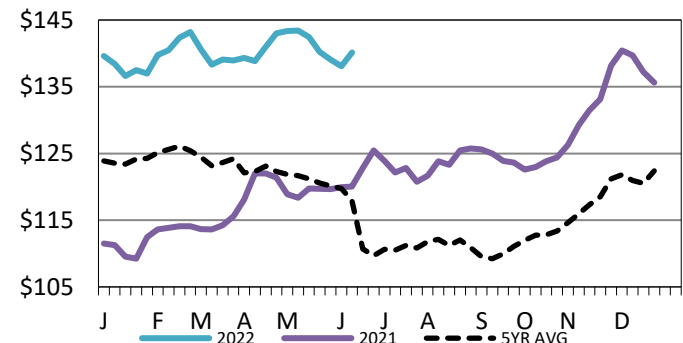
<a href="#">LM CT134</a>	<b>COLORADO</b>	<a href="#">LM CT109</a>
<b>Neg. Cash Volume:</b>	56	<b>Dressed Formula Vol:</b> 3,912
Live Steer Avg:	\$145.00	Steer/Heifer Avg: \$225.17
Live Heifer Avg:	N/A	<b>Dressed Neg. Grid Vol:</b> 0
Dressed Steer Avg:	N/A	Steer/Heifer Avg: N/A
Dressed Heifer Avg:	N/A	<b>TOTAL VOLUME:</b> 3,968
<a href="#">LM CT106</a>	<b>TOTAL WK TO DATE VOLUME:</b>	<b>20,253</b>
<b>Committed:</b>	<b>2,749</b>	<b>Delivered:</b> 5,978

<a href="#">LM CT137</a>	<b>IA-MN</b>	<a href="#">LM CT109</a>
<b>Neg. Cash Volume:</b>	890	<b>Dressed Formula Vol:</b> 1,595
Live Steer Avg:	\$142.89	Steer/Heifer Avg: \$237.92
Live Heifer Avg:	\$145.00	<b>Dressed Neg. Grid Vol:</b> 748
Dressed Steer Avg:	\$230.00	Steer/Heifer Avg: \$228.79
Dressed Heifer Avg:	\$232.00	<b>TOTAL VOLUME:</b> 3,233
<a href="#">LM CT106</a>	<b>TOTAL WK TO DATE VOLUME:</b>	<b>43,613</b>
<b>Committed:</b>	<b>6,863</b>	<b>Delivered:</b> 12,632

For Friday in Kansas negotiated cash trading was limited with light demand. In all other regions negotiated cash trading was mostly inactive on light demand. Not enough purchases for a market trend in any region. In the Southern Plains Thursday was the last reported live purchase market at 140.00. In the Western Cornbelt the last reported market was on Wednesday with live and dressed purchases from 140.00-146.00 and at 230.00, respectively. In the Northern Plains Tuesday was the last reported market with live purchases at 145.00, and dressed purchases, in Nebraska, at 230.00.

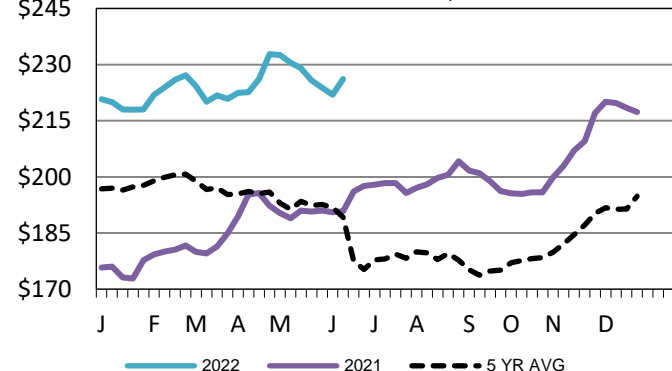
## 5-Area Live Steer Weighted Average

WE 6-12-22 Price = \$140.14



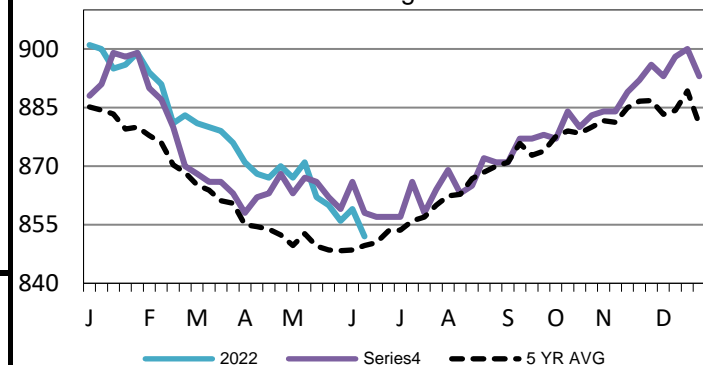
## Nebraska Weekly Dressed Steer Weighted Avg

WE 6-12-22 Price = \$226.12



## 5-Area Formula Carcass Weight

WE 6-12-22 Weight = 852 lbs



## USDA Livestock, Poultry and Grain Market News

St. Joseph, Missouri

Phone: 816-676-7000

[stjoe.lpgmn@ams.usda.gov](mailto:stjoe.lpgmn@ams.usda.gov)