

Daily Direct Steer and Heifer Slaughter Cattle Summary

For Trade on:

Tuesday, June 14, 2022

LM CT100	5-AREA	LM CT109
Neg. Cash Volume:	52,519	Dressed Formula Vol: 35,934
Live Steer Avg:	\$143.93	Steer/Heifer Avg: \$223.29
Live Heifer Avg:	\$142.99	Dressed Neg. Grid Vol: 3,926
Dressed Steer Avg:	\$229.25	Steer/Heifer Avg: \$226.71
Dressed Heifer Avg:	\$229.80	TOTAL VOLUME: 92,379
LM CT106	TOTAL WK TO DATE VOLUME:	151,505
Committed:	114,024	Delivered: 72,610

LM CT118	TX-OK-NM	LM CT109
Neg. Cash Volume:	4,640	Dressed Formula Vol: 14,417
Live Steer Avg:	\$136.98	Steer/Heifer Avg: \$218.45
Live Heifer Avg:	\$137.35	Dressed Neg. Grid Vol: 0
Dressed Steer Avg:	N/A	Steer/Heifer Avg: N/A
Dressed Heifer Avg:	N/A	TOTAL VOLUME: 19,057
LM CT106	TOTAL WK TO DATE VOLUME:	39,458
Committed:	27,455	Delivered: 22,556

LM CT121	KANSAS	LM CT109
Neg. Cash Volume:	3,197	Dressed Formula Vol: 8,859
Live Steer Avg:	\$139.49	Steer/Heifer Avg: \$219.25
Live Heifer Avg:	\$137.89	Dressed Neg. Grid Vol: 874
Dressed Steer Avg:	\$230.00	Steer/Heifer Avg: \$222.33
Dressed Heifer Avg:	\$230.00	TOTAL VOLUME: 12,930
LM CT106	TOTAL WK TO DATE VOLUME:	31,774
Committed:	28,822	Delivered: 20,642

LM CT124	NEBRASKA	LM CT109
Neg. Cash Volume:	25,175	Dressed Formula Vol: 6,390
Live Steer Avg:	\$145.85	Steer/Heifer Avg: \$232.69
Live Heifer Avg:	\$145.60	Dressed Neg. Grid Vol: 2,098
Dressed Steer Avg:	\$229.19	Steer/Heifer Avg: \$227.75
Dressed Heifer Avg:	\$230.00	TOTAL VOLUME: 33,663
LM CT106	TOTAL WK TO DATE VOLUME:	47,039
Committed:	31,138	Delivered: 16,704

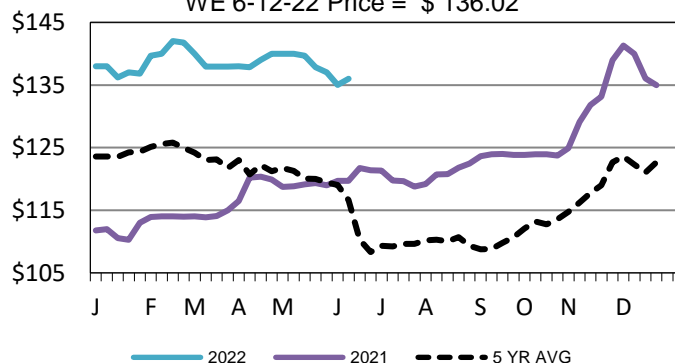
LM CT134	COLORADO	LM CT109
Neg. Cash Volume:	1,729	Dressed Formula Vol: 5,519
Live Steer Avg:	\$144.18	Steer/Heifer Avg: \$230.88
Live Heifer Avg:	\$145.00	Dressed Neg. Grid Vol: 0
Dressed Steer Avg:	N/A	Steer/Heifer Avg: N/A
Dressed Heifer Avg:	N/A	TOTAL VOLUME: 7,248
LM CT106	TOTAL WK TO DATE VOLUME:	11,046
Committed:	5,383	Delivered: 4,592

LM CT137	IA-MN	LM CT109
Neg. Cash Volume:	17,778	Dressed Formula Vol: 857
Live Steer Avg:	\$144.62	Steer/Heifer Avg: \$230.86
Live Heifer Avg:	\$144.78	Dressed Neg. Grid Vol: 993
Dressed Steer Avg:	\$229.40	Steer/Heifer Avg: \$228.53
Dressed Heifer Avg:	\$229.61	TOTAL VOLUME: 19,628
LM CT106	TOTAL WK TO DATE VOLUME:	22,490
Committed:	21,226	Delivered: 8,116

Tuesday in the Southern Plains cash trading was slow with light to moderate demand. In Texas, compared to last week, live traded steady to 2.00 higher from 136.00-138.00. In Kansas a few live ranged from 138.00-139.00. Not enough trades for a market trend. Last week live traded at 137.00. In Nebraska and Western Cornbelt Tuesday cash trading was moderate with good demand. In Nebraska, compared to last week, the bulk of live traded 2.00-4.00 higher at 145.00, a few up to 149.00 and dressed traded 4.00-5.00 higher at 230.00. In the Western Cornbelt, compared to last week, live traded mostly 2.00-3.00 higher from 144.00-145.00 and dressed traded mostly 5.00 higher at 230.00. In Colorado cash trading and demand were moderate. Compared to last week live traded 4.00 higher at 145.00.

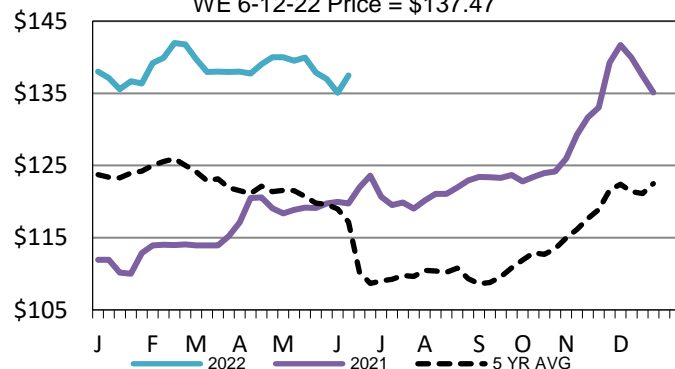
TX-OK-NM Wkly Live Steer Wtd Avg

WE 6-12-22 Price = \$ 136.02



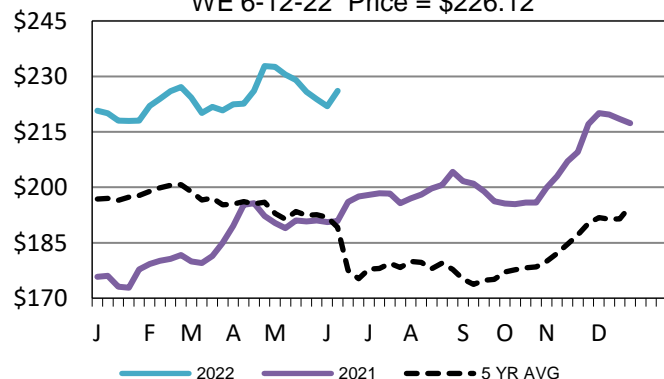
Kansas Weekly Live Steer Weighted Average

WE 6-12-22 Price = \$137.47



Nebraska Weekly DressedSteer Weighted Avg

WE 6-12-22 Price = \$226.12



USDA Livestock, Poultry and Grain Market News

St. Joseph, Missouri

Phone: 816-676-7000

stjoe.lpgmn@ams.usda.gov