

Daily Direct Steer and Heifer Slaughter Cattle Summary

For Trade on:

Monday, June 13, 2022

LM CT100	5-AREA	LM CT109
Neg. Cash Volume:	3,068	Dressed Formula Vol: 50,896
Live Steer Avg:	\$141.72	Steer/Heifer Avg: \$218.69
Live Heifer Avg:	\$143.00	Dressed Neg. Grid Vol: 5,162
Dressed Steer Avg:	\$225.58	Steer/Heifer Avg: \$223.19
Dressed Heifer Avg:	\$226.00	TOTAL VOLUME: 59,126
LM CT106	TOTAL WK TO DATE VOLUME:	59,126
Committed:	64,737	Delivered: 67,962

LM CT118	TX-OK-NM	LM CT109
Neg. Cash Volume:	0	Dressed Formula Vol: 20,042
Live Steer Avg:	N/A	Steer/Heifer Avg: \$214.67
Live Heifer Avg:	N/A	Dressed Neg. Grid Vol: 359
Dressed Steer Avg:	N/A	Steer/Heifer Avg: \$211.97
Dressed Heifer Avg:	N/A	TOTAL VOLUME: 20,401
LM CT106	TOTAL WK TO DATE VOLUME:	20,401
Committed:	18,720	Delivered: 19,535

LM CT121	KANSAS	LM CT109
Neg. Cash Volume:	377	Dressed Formula Vol: 16,761
Live Steer Avg:	\$139.00	Steer/Heifer Avg: \$217.12
Live Heifer Avg:	N/A	Dressed Neg. Grid Vol: 1,706
Dressed Steer Avg:	N/A	Steer/Heifer Avg: \$218.99
Dressed Heifer Avg:	N/A	TOTAL VOLUME: 18,844
LM CT106	TOTAL WK TO DATE VOLUME:	18,844
Committed:	17,443	Delivered: 18,211

LM CT124	NEBRASKA	LM CT109
Neg. Cash Volume:	1,907	Dressed Formula Vol: 9,134
Live Steer Avg:	\$143.60	Steer/Heifer Avg: \$227.37
Live Heifer Avg:	\$143.00	Dressed Neg. Grid Vol: 2,335
Dressed Steer Avg:	N/A	Steer/Heifer Avg: \$225.93
Dressed Heifer Avg:	\$225.00	TOTAL VOLUME: 13,376
LM CT106	TOTAL WK TO DATE VOLUME:	13,376
Committed:	12,747	Delivered: 15,389

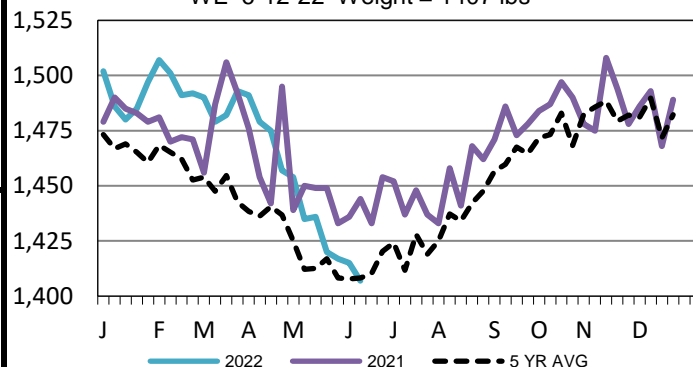
LM CT134	COLORADO	LM CT109
Neg. Cash Volume:	0	Dressed Formula Vol: 3,631
Live Steer Avg:	N/A	Steer/Heifer Avg: \$222.32
Live Heifer Avg:	N/A	Dressed Neg. Grid Vol: 167
Dressed Steer Avg:	N/A	Steer/Heifer Avg: \$225.19
Dressed Heifer Avg:	N/A	TOTAL VOLUME: 3,798
LM CT106	TOTAL WK TO DATE VOLUME:	3,798
Committed:	9,002	Delivered: 4,895

LM CT137	IA-MN	LM CT109
Neg. Cash Volume:	784	Dressed Formula Vol: 1,328
Live Steer Avg:	\$140.00	Steer/Heifer Avg: \$229.63
Live Heifer Avg:	N/A	Dressed Neg. Grid Vol: 750
Dressed Steer Avg:	\$225.58	Steer/Heifer Avg: \$231.28
Dressed Heifer Avg:	\$226.00	TOTAL VOLUME: 2,862
LM CT106	TOTAL WK TO DATE VOLUME:	2,862
Committed:	6,825	Delivered: 9,932

For Monday in Nebraska negotiated cash trading was limited on light demand. A few live purchases ranged from 143.00-1145.00. In Kansas and Western Cornbelt negotiated cash trading was mostly inactive on light demand. Not enough purchases in any of these regions for a market trend. Last week in Kansas live purchases traded at 137.00. For the prior week in Nebraska live and dressed purchases traded from 141.00-143.00 and from 225.00-226.00, respectively. For the previous week in the Western Cornbelt live and dressed purchases traded from 141.00-143.00 and at 225.00, respectively. For Monday in the Texas Panhandle and Colorado negotiated cash trading was at a standstill. Last week in the Texas Panhandle live purchases traded at 136.00. In Colorado live purchases traded at 141.00.

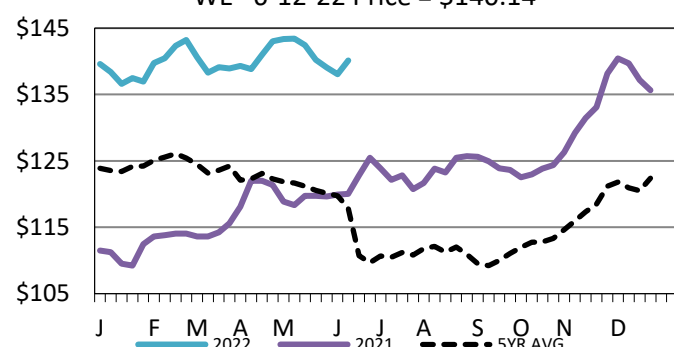
5-Area Negotiated Cash Live Steer Weights

WE 6-12-22 Weight = 1407 lbs



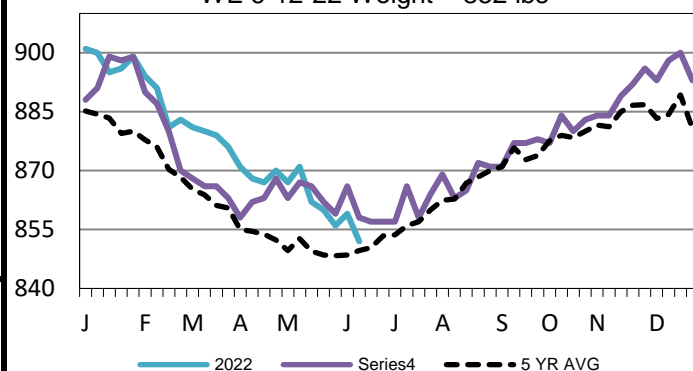
5-Area Live Steer Weighted Average

WE 6-12-22 Price = \$140.14



5-Area Formula Carcass Weight

WE 6-12-22 Weight = 852 lbs



USDA Livestock, Poultry and Grain Market News

St. Joseph, Missouri

Phone: 816-676-7000

stjoe.lpgmn@ams.usda.gov