

Daily Direct Steer and Heifer Slaughter Cattle Summary

For Trade on:

Tuesday, June 07, 2022

LM CT100	5-AREA	LM CT109
Neg. Cash Volume:	16,177	Dressed Formula Vol: 41,003
Live Steer Avg:	\$139.91	Steer/Heifer Avg: \$225.66
Live Heifer Avg:	\$139.11	Dressed Neg. Grid Vol: 3,968
Dressed Steer Avg:	\$224.88	Steer/Heifer Avg: \$229.17
Dressed Heifer Avg:	N/A	TOTAL VOLUME: 61,148
LM CT106	TOTAL WK TO DATE VOLUME:	129,405
Committed:	85,152	Delivered: 74,251

LM CT118	TX-OK-NM	LM CT109
Neg. Cash Volume:	3,543	Dressed Formula Vol: 13,295
Live Steer Avg:	\$135.88	Steer/Heifer Avg: \$221.22
Live Heifer Avg:	\$136.00	Dressed Neg. Grid Vol: 0
Dressed Steer Avg:	N/A	Steer/Heifer Avg: N/A
Dressed Heifer Avg:	N/A	TOTAL VOLUME: 16,838
LM CT106	TOTAL WK TO DATE VOLUME:	48,731
Committed:	24,661	Delivered: 21,086

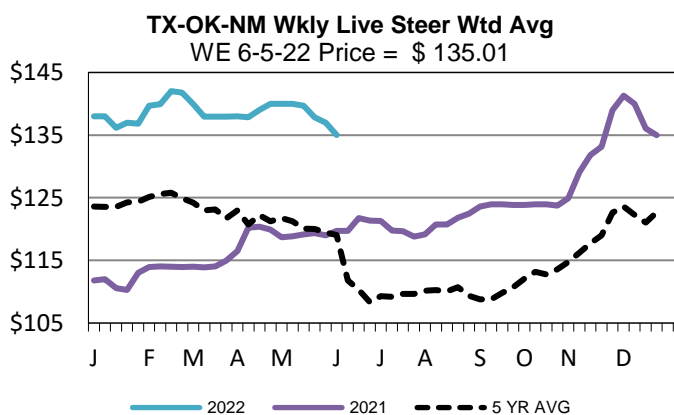
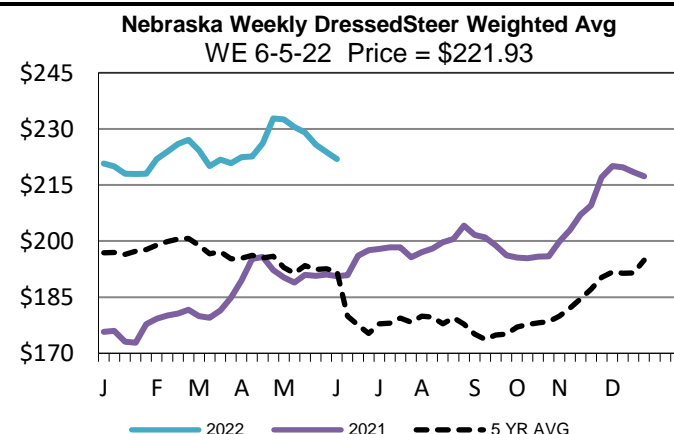
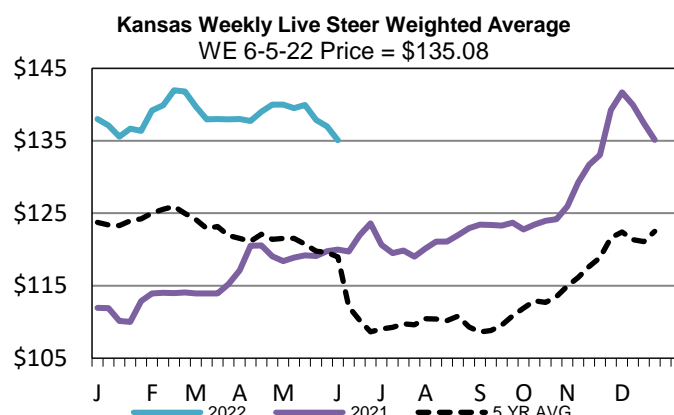
LM CT121	KANSAS	LM CT109
Neg. Cash Volume:	0	Dressed Formula Vol: 15,777
Live Steer Avg:	N/A	Steer/Heifer Avg: \$223.05
Live Heifer Avg:	N/A	Dressed Neg. Grid Vol: 1,313
Dressed Steer Avg:	N/A	Steer/Heifer Avg: \$224.74
Dressed Heifer Avg:	N/A	TOTAL VOLUME: 17,090
LM CT106	TOTAL WK TO DATE VOLUME:	35,162
Committed:	23,863	Delivered: 20,708

LM CT124	NEBRASKA	LM CT109
Neg. Cash Volume:	8,706	Dressed Formula Vol: 7,116
Live Steer Avg:	\$141.00	Steer/Heifer Avg: \$234.58
Live Heifer Avg:	\$140.81	Dressed Neg. Grid Vol: 1,326
Dressed Steer Avg:	\$225.00	Steer/Heifer Avg: \$231.84
Dressed Heifer Avg:	N/A	TOTAL VOLUME: 17,148
LM CT106	TOTAL WK TO DATE VOLUME:	27,472
Committed:	18,616	Delivered: 19,115

LM CT134	COLORADO	LM CT109
Neg. Cash Volume:	1,083	Dressed Formula Vol: 3,463
Live Steer Avg:	\$141.00	Steer/Heifer Avg: \$236.83
Live Heifer Avg:	\$141.00	Dressed Neg. Grid Vol: 313
Dressed Steer Avg:	N/A	Steer/Heifer Avg: \$231.25
Dressed Heifer Avg:	N/A	TOTAL VOLUME: 4,859
LM CT106	TOTAL WK TO DATE VOLUME:	9,139
Committed:	12,723	Delivered: 4,721

LM CT137	IA-MN	LM CT109
Neg. Cash Volume:	2,845	Dressed Formula Vol: 1,551
Live Steer Avg:	\$141.12	Steer/Heifer Avg: \$224.72
Live Heifer Avg:	\$142.00	Dressed Neg. Grid Vol: 1,016
Dressed Steer Avg:	\$224.78	Steer/Heifer Avg: \$230.76
Dressed Heifer Avg:	N/A	TOTAL VOLUME: 5,412
LM CT106	TOTAL WK TO DATE VOLUME:	9,426
Committed:	5,289	Delivered: 8,621

Tuesday in the Texas Panhandle cash trading was moderate on light demand. Compared to last week live traded 1.00 higher at 136.00. In Nebraska cash trading was slow on moderate demand. Compared to last week live traded 1.00-2.00 higher at 141.00. For the prior week dressed traded at 222.00. In Colorado cash trading and demand were moderate. Live traded at 141.00. In the Western Cornbelt cash was limited on light demand. A few live traded at 141.00. For the prior week live and dressed traded from 140.00-141.00 and at 222.00, respectively. In Kansas cash trading was at a standstill. Last week live traded at 135.00.



USDA Livestock, Poultry and Grain Market News

St. Joseph, Missouri

Phone: 816-676-7000

stjoe.lpgmn@ams.usda.gov