

Daily Direct Steer and Heifer Slaughter Cattle Summary

For Trade on:

Monday, June 06, 2022

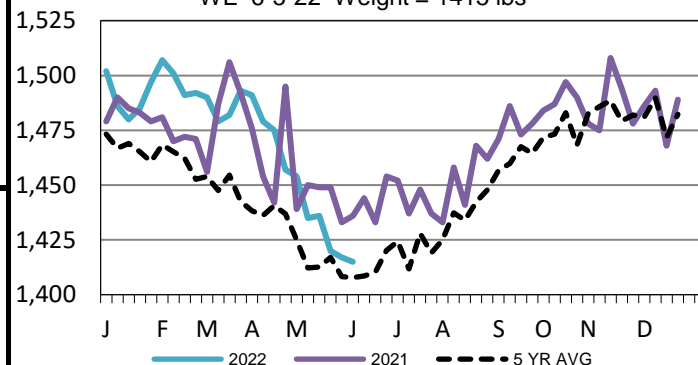
LM CT100	5-AREA	LM CT109
Neg. Cash Volume:	1,688	Dressed Formula Vol: 61,562
Live Steer Avg:	\$141.00	Steer/Heifer Avg: \$220.95
Live Heifer Avg:	N/A	Dressed Neg. Grid Vol: 5,007
Dressed Steer Avg:	\$222.00	Steer/Heifer Avg: \$227.35
Dressed Heifer Avg:	N/A	TOTAL VOLUME: 68,257
LM CT106	TOTAL WK TO DATE VOLUME:	68,257
Committed:	65,734	Delivered: 70,573

For Monday negotiated cash trading limited on light demand in the Western Cornbelt. A few live purchases traded at 141.00. In the Southern Plains and Nebraska negotiated cash trading was at a standstill. Not enough purchases in any region for a market trend. Last week in the Southern Plains live purchases traded at 135.00. For the prior week in Nebraska live and dressed purchases traded from 139.00-140.00 and at 222.00, respectively. For the previous week in the Western Cornbelt live and dressed purchases traded from 140.00-141.00 and at 222.00, respectively.

LM CT118	TX-OK-NM	LM CT109
Neg. Cash Volume:	0	Dressed Formula Vol: 31,770
Live Steer Avg:	N/A	Steer/Heifer Avg: \$218.67
Live Heifer Avg:	N/A	Dressed Neg. Grid Vol: 123
Dressed Steer Avg:	N/A	Steer/Heifer Avg: \$217.06
Dressed Heifer Avg:	N/A	TOTAL VOLUME: 31,893
LM CT106	TOTAL WK TO DATE VOLUME:	31,893
Committed:	23,220	Delivered: 20,231

5-Area Negotiated Cash Live Steer Weights

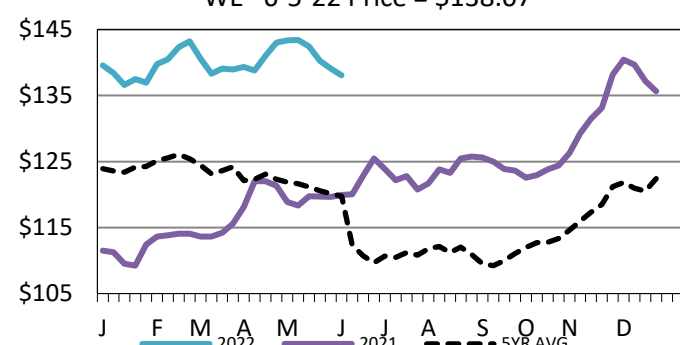
WE 6-5-22 Weight = 1415 lbs



LM CT121	KANSAS	LM CT109
Neg. Cash Volume:	0	Dressed Formula Vol: 16,539
Live Steer Avg:	N/A	Steer/Heifer Avg: \$220.17
Live Heifer Avg:	N/A	Dressed Neg. Grid Vol: 1,533
Dressed Steer Avg:	N/A	Steer/Heifer Avg: \$222.12
Dressed Heifer Avg:	N/A	TOTAL VOLUME: 18,072
LM CT106	TOTAL WK TO DATE VOLUME:	18,072
Committed:	19,111	Delivered: 17,545

5-Area Live Steer Weighted Average

WE 6-5-22 Price = \$138.07

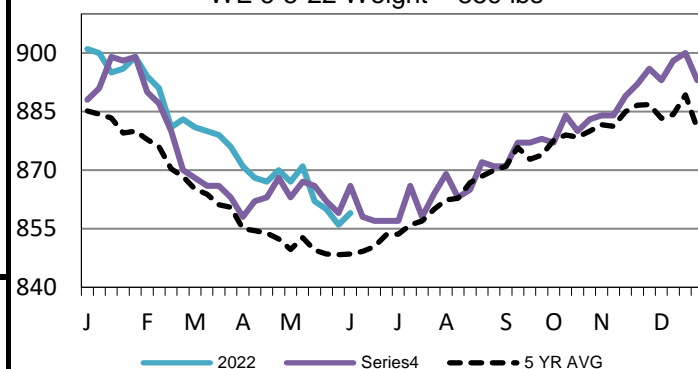


LM CT124	NEBRASKA	LM CT109
Neg. Cash Volume:	0	Dressed Formula Vol: 8,097
Live Steer Avg:	N/A	Steer/Heifer Avg: \$227.65
Live Heifer Avg:	N/A	Dressed Neg. Grid Vol: 2,227
Dressed Steer Avg:	N/A	Steer/Heifer Avg: \$229.39
Dressed Heifer Avg:	N/A	TOTAL VOLUME: 10,324
LM CT106	TOTAL WK TO DATE VOLUME:	10,324
Committed:	10,957	Delivered: 16,583

LM CT134	COLORADO	LM CT109
Neg. Cash Volume:	0	Dressed Formula Vol: 4,145
Live Steer Avg:	N/A	Steer/Heifer Avg: \$226.76
Live Heifer Avg:	N/A	Dressed Neg. Grid Vol: 135
Dressed Steer Avg:	N/A	Steer/Heifer Avg: \$230.94
Dressed Heifer Avg:	N/A	TOTAL VOLUME: 4,280
LM CT106	TOTAL WK TO DATE VOLUME:	4,280
Committed:	5,019	Delivered: 6,690

5-Area Formula Carcass Weight

WE 6-5-22 Weight = 859 lbs



LM CT137	IA-MN	LM CT109
Neg. Cash Volume:	1,688	Dressed Formula Vol: 1,218
Live Steer Avg:	\$141.00	Steer/Heifer Avg: \$227.48
Live Heifer Avg:	N/A	Dressed Neg. Grid Vol: 1,108
Dressed Steer Avg:	\$222.00	Steer/Heifer Avg: \$231.64
Dressed Heifer Avg:	N/A	TOTAL VOLUME: 4,014
LM CT106	TOTAL WK TO DATE VOLUME:	4,014
Committed:	7,427	Delivered: 9,524

USDA Livestock, Poultry and Grain Market News

St. Joseph, Missouri

Phone: 816-676-7000

stjoe.lpgmn@ams.usda.gov