

Daily Direct Steer and Heifer Slaughter Cattle Summary

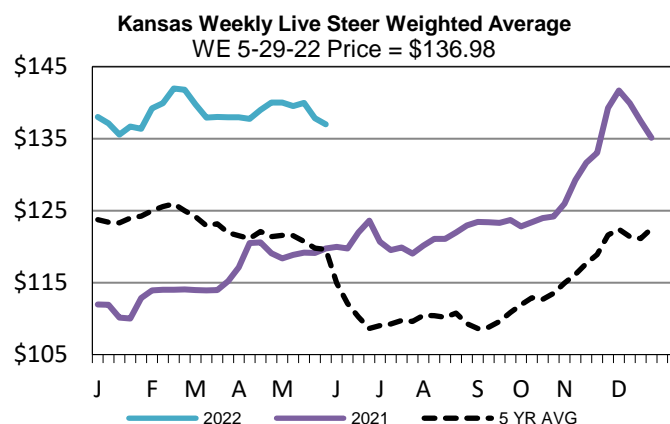
For Trade on:

Thursday, June 02, 2022

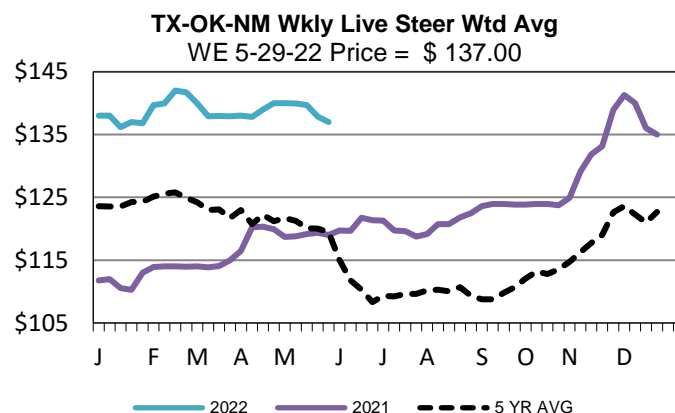
LM CT100	5-AREA	LM CT109
Neg. Cash Volume:	19,015	Dressed Formula Vol: 33,396
Live Steer Avg:	\$140.15	Steer/Heifer Avg: \$225.09
Live Heifer Avg:	\$138.38	Dressed Neg. Grid Vol: 1,711
Dressed Steer Avg:	\$221.54	Steer/Heifer Avg: \$229.74
Dressed Heifer Avg:	\$222.87	TOTAL VOLUME: 54,122
LM CT106	TOTAL WK TO DATE VOLUME:	189,649
Committed:	90,007	Delivered: 74,587

For Thursday negotiated cash trading was limited on light demand in all major feeding regions. Not enough purchases for a market trend. Wednesday was the last reported market in any region. In the Southern Plains live purchases traded at 135.00. In Nebraska live and dressed purchases traded at 139.00 and 222.00, respectively. In the Western Cornbelt live and dressed purchases traded at 140.00 and 222.00, respectively.

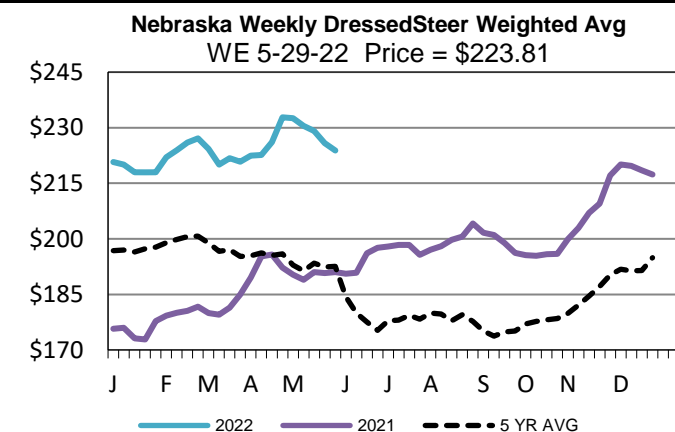
LM CT118	TX-OK-NM	LM CT109
Neg. Cash Volume:	1,342	Dressed Formula Vol: 12,108
Live Steer Avg:	\$135.26	Steer/Heifer Avg: \$221.31
Live Heifer Avg:	\$135.29	Dressed Neg. Grid Vol: 0
Dressed Steer Avg:	N/A	Steer/Heifer Avg: N/A
Dressed Heifer Avg:	N/A	TOTAL VOLUME: 13,450
LM CT106	TOTAL WK TO DATE VOLUME:	56,800
Committed:	25,362	Delivered: 21,498



LM CT121	KANSAS	LM CT109
Neg. Cash Volume:	956	Dressed Formula Vol: 11,246
Live Steer Avg:	\$135.00	Steer/Heifer Avg: \$224.23
Live Heifer Avg:	\$135.00	Dressed Neg. Grid Vol: 576
Dressed Steer Avg:	N/A	Steer/Heifer Avg: \$221.57
Dressed Heifer Avg:	N/A	TOTAL VOLUME: 12,778
LM CT106	TOTAL WK TO DATE VOLUME:	52,468
Committed:	16,355	Delivered: 20,390



LM CT124	NEBRASKA	LM CT109
Neg. Cash Volume:	8,320	Dressed Formula Vol: 7,378
Live Steer Avg:	\$140.04	Steer/Heifer Avg: \$231.15
Live Heifer Avg:	\$140.00	Dressed Neg. Grid Vol: 809
Dressed Steer Avg:	\$221.61	Steer/Heifer Avg: \$234.42
Dressed Heifer Avg:	\$222.48	TOTAL VOLUME: 16,507
LM CT106	TOTAL WK TO DATE VOLUME:	48,906
Committed:	32,468	Delivered: 16,665



LM CT134	COLORADO	LM CT109
Neg. Cash Volume:	0	Dressed Formula Vol: 699
Live Steer Avg:	N/A	Steer/Heifer Avg: \$228.13
Live Heifer Avg:	N/A	Dressed Neg. Grid Vol: 0
Dressed Steer Avg:	N/A	Steer/Heifer Avg: N/A
Dressed Heifer Avg:	N/A	TOTAL VOLUME: 699
LM CT106	TOTAL WK TO DATE VOLUME:	10,694
Committed:	6,774	Delivered: 7,077

LM CT137	IA-MN	LM CT109
Neg. Cash Volume:	8,397	Dressed Formula Vol: 2,084
Live Steer Avg:	\$141.30	Steer/Heifer Avg: \$229.32
Live Heifer Avg:	\$141.28	Dressed Neg. Grid Vol: 627
Dressed Steer Avg:	\$221.27	Steer/Heifer Avg: \$232.92
Dressed Heifer Avg:	\$224.31	TOTAL VOLUME: 11,108
LM CT106	TOTAL WK TO DATE VOLUME:	21,505
Committed:	9,048	Delivered: 8,957

USDA Livestock, Poultry and Grain Market News

St. Joseph, Missouri

Phone: 816-676-7000

stjoe.lpgmn@ams.usda.gov