

## Daily Direct Steer and Heifer Slaughter Cattle Summary

For Trade on:

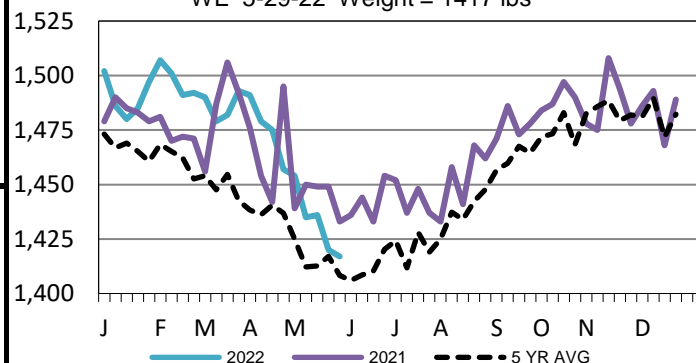
Wednesday, June 01, 2022

|                          |                                 |                                     |
|--------------------------|---------------------------------|-------------------------------------|
| <a href="#">LM CT100</a> | <b>5-AREA</b>                   | <a href="#">LM CT109</a>            |
| <b>Neg. Cash Volume:</b> | 35,899                          | <b>Dressed Formula Vol:</b> 31,882  |
| Live Steer Avg:          | \$137.35                        | Steer/Heifer Avg: \$227.59          |
| Live Heifer Avg:         | \$136.67                        | <b>Dressed Neg. Grid Vol:</b> 3,047 |
| Dressed Steer Avg:       | \$221.98                        | Steer/Heifer Avg: \$229.74          |
| Dressed Heifer Avg:      | \$222.04                        | <b>TOTAL VOLUME:</b> 70,828         |
| <a href="#">LM CT106</a> | <b>TOTAL WK TO DATE VOLUME:</b> | <b>135,527</b>                      |
| <b>Committed:</b>        | <b>110,347</b>                  | <b>Delivered:</b> 79,006            |

For Wednesday negotiated cash trading and demand were light to moderate in the Southern Plains and Nebraska. In the Southern Plains live purchases traded steady compared to Tuesday at 135.00. Compared to last week In Nebraska live purchases traded 1.00 lower at 139.00 and dressed purchases traded 1.00 to 2.00 lower at 222.00. Negotiated cash trading in the Western Cornbelt was slow on light demand with live purchases steady to 2.00 lower at 140.00 and dressed purchases steady to 5.00 lower at 222.00 compared to last week.

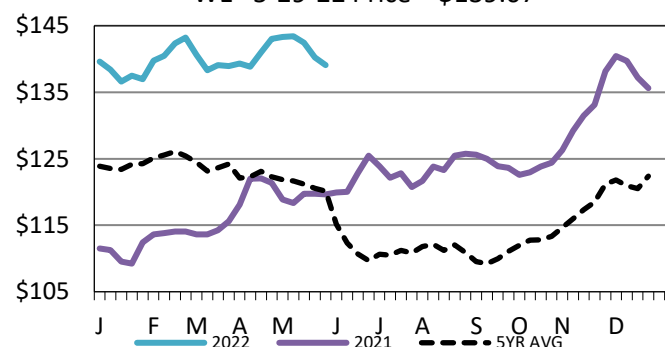
|                          |                                 |                                    |
|--------------------------|---------------------------------|------------------------------------|
| <a href="#">LM CT118</a> | <b>TX-OK-NM</b>                 | <a href="#">LM CT109</a>           |
| <b>Neg. Cash Volume:</b> | 2,854                           | <b>Dressed Formula Vol:</b> 11,430 |
| Live Steer Avg:          | \$135.00                        | Steer/Heifer Avg: \$222.52         |
| Live Heifer Avg:         | \$135.00                        | <b>Dressed Neg. Grid Vol:</b> 127  |
| Dressed Steer Avg:       | N/A                             | Steer/Heifer Avg: \$214.50         |
| Dressed Heifer Avg:      | N/A                             | <b>TOTAL VOLUME:</b> 14,411        |
| <a href="#">LM CT106</a> | <b>TOTAL WK TO DATE VOLUME:</b> | <b>43,350</b>                      |
| <b>Committed:</b>        | <b>26,892</b>                   | <b>Delivered:</b> 20,952           |

**5-Area Negotiated Cash Live Steer Weights**  
WE 5-29-22 Weight = 1417 lbs



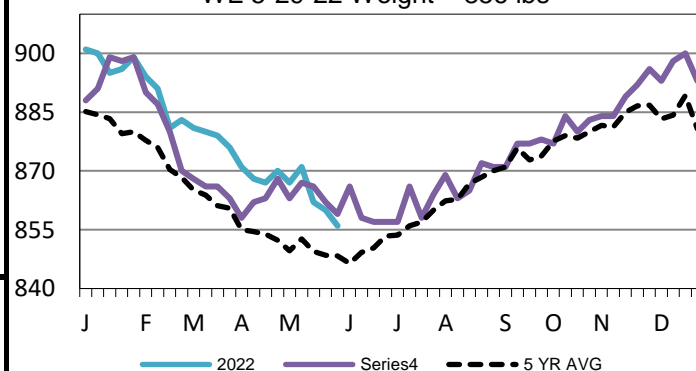
|                          |                                 |                                     |
|--------------------------|---------------------------------|-------------------------------------|
| <a href="#">LM CT121</a> | <b>KANSAS</b>                   | <a href="#">LM CT109</a>            |
| <b>Neg. Cash Volume:</b> | 10,529                          | <b>Dressed Formula Vol:</b> 10,109  |
| Live Steer Avg:          | \$135.11                        | Steer/Heifer Avg: \$224.52          |
| Live Heifer Avg:         | \$135.00                        | <b>Dressed Neg. Grid Vol:</b> 1,193 |
| Dressed Steer Avg:       | N/A                             | Steer/Heifer Avg: \$222.43          |
| Dressed Heifer Avg:      | N/A                             | <b>TOTAL VOLUME:</b> 21,831         |
| <a href="#">LM CT106</a> | <b>TOTAL WK TO DATE VOLUME:</b> | <b>39,690</b>                       |
| <b>Committed:</b>        | <b>38,494</b>                   | <b>Delivered:</b> 22,339            |

**5-Area Live Steer Weighted Average**  
WE 5-29-22 Price = \$139.07



|                          |                                 |                                     |
|--------------------------|---------------------------------|-------------------------------------|
| <a href="#">LM CT124</a> | <b>NEBRASKA</b>                 | <a href="#">LM CT109</a>            |
| <b>Neg. Cash Volume:</b> | 16,239                          | <b>Dressed Formula Vol:</b> 6,077   |
| Live Steer Avg:          | \$138.97                        | Steer/Heifer Avg: \$238.63          |
| Live Heifer Avg:         | \$138.77                        | <b>Dressed Neg. Grid Vol:</b> 1,289 |
| Dressed Steer Avg:       | \$222.08                        | Steer/Heifer Avg: \$236.53          |
| Dressed Heifer Avg:      | \$222.05                        | <b>TOTAL VOLUME:</b> 23,605         |
| <a href="#">LM CT106</a> | <b>TOTAL WK TO DATE VOLUME:</b> | <b>32,399</b>                       |
| <b>Committed:</b>        | <b>22,319</b>                   | <b>Delivered:</b> 17,651            |

**5-Area Formula Carcass Weight**  
WE 5-29-22 Weight = 856 lbs



|                          |                                 |                                   |
|--------------------------|---------------------------------|-----------------------------------|
| <a href="#">LM CT134</a> | <b>COLORADO</b>                 | <a href="#">LM CT109</a>          |
| <b>Neg. Cash Volume:</b> | 0                               | <b>Dressed Formula Vol:</b> 2,697 |
| Live Steer Avg:          | N/A                             | Steer/Heifer Avg: \$235.78        |
| Live Heifer Avg:         | N/A                             | <b>Dressed Neg. Grid Vol:</b> 40  |
| Dressed Steer Avg:       | N/A                             | Steer/Heifer Avg: \$232.75        |
| Dressed Heifer Avg:      | N/A                             | <b>TOTAL VOLUME:</b> 2,737        |
| <a href="#">LM CT106</a> | <b>TOTAL WK TO DATE VOLUME:</b> | <b>9,995</b>                      |
| <b>Committed:</b>        | <b>12,332</b>                   | <b>Delivered:</b> 8,015           |

|                          |                                 |                                   |
|--------------------------|---------------------------------|-----------------------------------|
| <a href="#">LM CT137</a> | <b>IA-MN</b>                    | <a href="#">LM CT109</a>          |
| <b>Neg. Cash Volume:</b> | 6,277                           | <b>Dressed Formula Vol:</b> 1,684 |
| Live Steer Avg:          | \$139.60                        | Steer/Heifer Avg: \$226.87        |
| Live Heifer Avg:         | \$139.17                        | <b>Dressed Neg. Grid Vol:</b> 398 |
| Dressed Steer Avg:       | \$221.61                        | Steer/Heifer Avg: \$234.20        |
| Dressed Heifer Avg:      | \$222.00                        | <b>TOTAL VOLUME:</b> 8,359        |
| <a href="#">LM CT106</a> | <b>TOTAL WK TO DATE VOLUME:</b> | <b>10,397</b>                     |
| <b>Committed:</b>        | <b>10,310</b>                   | <b>Delivered:</b> 10,049          |

## USDA Livestock, Poultry and Grain Market News

St. Joseph, Missouri

Phone: 816-676-7000

[stjoe.lpgmn@ams.usda.gov](mailto:stjoe.lpgmn@ams.usda.gov)