

Daily Direct Steer and Heifer Slaughter Cattle Summary

For Trade on:

Friday, May 27, 2022

LM CT100	5-AREA	LM CT109
Neg. Cash Volume:	4,147	Dressed Formula Vol: 40,731
Live Steer Avg:	\$140.79	Steer/Heifer Avg: \$224.77
Live Heifer Avg:	\$138.67	Dressed Neg. Grid Vol: 4,175
Dressed Steer Avg:	\$223.67	Steer/Heifer Avg: \$231.72
Dressed Heifer Avg:	N/A	TOTAL VOLUME: 49,053
LM CT106	TOTAL WK TO DATE VOLUME:	288,723
Committed:	59,633	Delivered: 74,693

LM CT118	TX-OK-NM	LM CT109
Neg. Cash Volume:	212	Dressed Formula Vol: 10,278
Live Steer Avg:	N/A	Steer/Heifer Avg: \$220.53
Live Heifer Avg:	\$137.00	Dressed Neg. Grid Vol: 0
Dressed Steer Avg:	N/A	Steer/Heifer Avg: N/A
Dressed Heifer Avg:	N/A	TOTAL VOLUME: 10,490
LM CT106	TOTAL WK TO DATE VOLUME:	84,387
Committed:	23,664	Delivered: 21,106

LM CT121	KANSAS	LM CT109
Neg. Cash Volume:	819	Dressed Formula Vol: 17,845
Live Steer Avg:	\$136.45	Steer/Heifer Avg: \$222.28
Live Heifer Avg:	\$136.00	Dressed Neg. Grid Vol: 1,102
Dressed Steer Avg:	N/A	Steer/Heifer Avg: \$226.37
Dressed Heifer Avg:	N/A	TOTAL VOLUME: 19,766
LM CT106	TOTAL WK TO DATE VOLUME:	86,242
Committed:	14,065	Delivered: 23,294

LM CT124	NEBRASKA	LM CT109
Neg. Cash Volume:	350	Dressed Formula Vol: 9,281
Live Steer Avg:	\$140.00	Steer/Heifer Avg: \$233.12
Live Heifer Avg:	N/A	Dressed Neg. Grid Vol: 1,845
Dressed Steer Avg:	N/A	Steer/Heifer Avg: \$233.71
Dressed Heifer Avg:	N/A	TOTAL VOLUME: 11,476
LM CT106	TOTAL WK TO DATE VOLUME:	67,127
Committed:	9,775	Delivered: 17,193

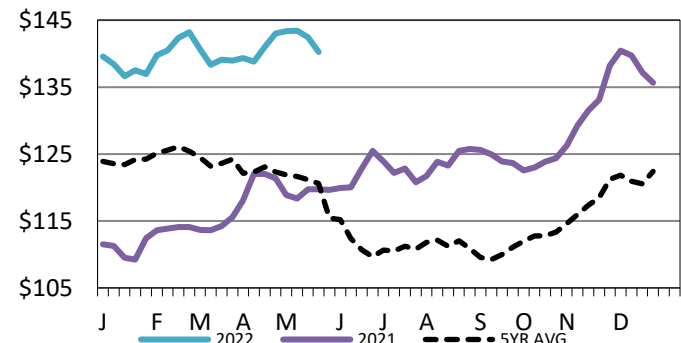
LM CT134	COLORADO	LM CT109
Neg. Cash Volume:	0	Dressed Formula Vol: 1,276
Live Steer Avg:	N/A	Steer/Heifer Avg: \$222.36
Live Heifer Avg:	N/A	Dressed Neg. Grid Vol: 78
Dressed Steer Avg:	N/A	Steer/Heifer Avg: \$237.23
Dressed Heifer Avg:	N/A	TOTAL VOLUME: 1,354
LM CT106	TOTAL WK TO DATE VOLUME:	21,868
Committed:	4,990	Delivered: 5,310

LM CT137	IA-MN	LM CT109
Neg. Cash Volume:	2,766	Dressed Formula Vol: 2,385
Live Steer Avg:	\$142.00	Steer/Heifer Avg: \$231.29
Live Heifer Avg:	\$142.00	Dressed Neg. Grid Vol: 1,182
Dressed Steer Avg:	\$223.67	Steer/Heifer Avg: \$233.04
Dressed Heifer Avg:	N/A	TOTAL VOLUME: 6,333
LM CT106	TOTAL WK TO DATE VOLUME:	30,139
Committed:	7,139	Delivered: 7,790

For Friday in the Western Cornbelt cash trading was limited on light demand. A few live traded at 142.00. In the Southern and Northern Plains cash trading was mostly inactive on light demand. In the Southern Plains Tuesday was the last reported market with live at 137.00. In Nebraska Wednesday was the last reported market with live at 140.00 and dressed at 223.00. In the Western Cornbelt Thursday was the last reported live market with purchases from 141.00-142.00. In the Western Cornbelt last week dressed traded from 223.00-227.00. Last week in Colorado live trade at 142.00.

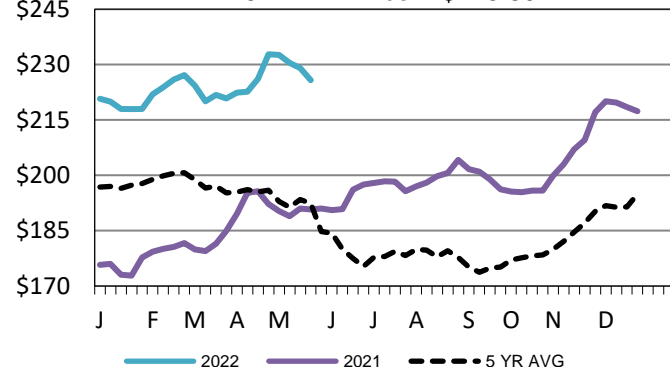
5-Area Live Steer Weighted Average

WE 5-22-22 Price = \$140.25



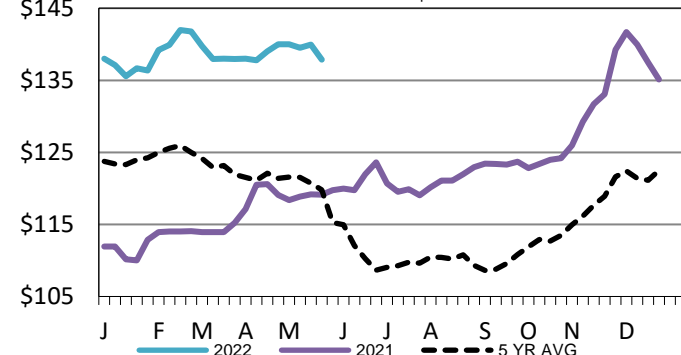
Nebraska Weekly Dressed Steer Weighted Avg

WE 5-22-22 Price = \$225.80



Kansas Weekly Live Steer Weighted Average

WE 5-22-22 Price = \$137.86



USDA Livestock, Poultry and Grain Market News

St. Joseph, Missouri

Phone: 816-676-7000

stjoe.lpgmn@ams.usda.gov