

Daily Direct Steer and Heifer Slaughter Cattle Summary

For Trade on:

Thursday, February 24, 2022

LM CT100	5-AREA	LM CT109
Neg. Cash Volume:	27,150	Dressed Formula Vol: 39,055
Live Steer Avg:	\$137.71	Steer/Heifer Avg: \$232.82
Live Heifer Avg:	\$138.06	Dressed Neg. Grid Vol: 4,905
Dressed Steer Avg:	\$224.70	Steer/Heifer Avg: \$234.69
Dressed Heifer Avg:	\$224.06	TOTAL VOLUME: 71,110
LM CT106	TOTAL WK TO DATE VOLUME:	127,400
Committed:	86,531	Delivered: 71,712

LM CT118	TX-OK-NM	LM CT109
Neg. Cash Volume:	7,813	Dressed Formula Vol: 13,160
Live Steer Avg:	\$137.00	Steer/Heifer Avg: \$226.03
Live Heifer Avg:	\$137.00	Dressed Neg. Grid Vol: 0
Dressed Steer Avg:	N/A	Steer/Heifer Avg: N/A
Dressed Heifer Avg:	N/A	TOTAL VOLUME: 20,973
LM CT106	TOTAL WK TO DATE VOLUME:	42,783
Committed:	20,181	Delivered: 22,512

LM CT121	KANSAS	LM CT109
Neg. Cash Volume:	11,746	Dressed Formula Vol: 8,830
Live Steer Avg:	\$137.00	Steer/Heifer Avg: \$229.16
Live Heifer Avg:	\$137.01	Dressed Neg. Grid Vol: 810
Dressed Steer Avg:	N/A	Steer/Heifer Avg: \$229.76
Dressed Heifer Avg:	N/A	TOTAL VOLUME: 21,386
LM CT106	TOTAL WK TO DATE VOLUME:	44,091
Committed:	33,581	Delivered: 17,720

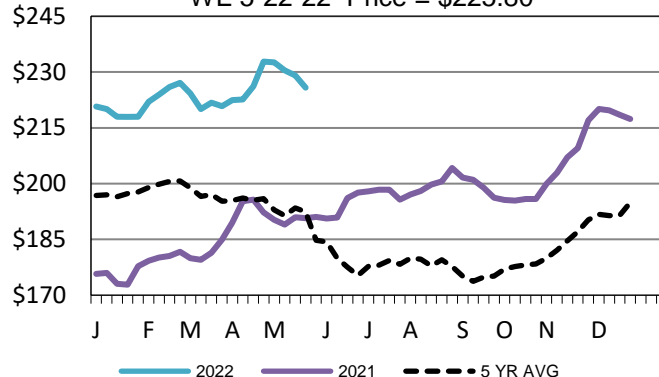
LM CT124	NEBRASKA	LM CT109
Neg. Cash Volume:	4,518	Dressed Formula Vol: 7,661
Live Steer Avg:	\$141.88	Steer/Heifer Avg: \$238.50
Live Heifer Avg:	\$142.58	Dressed Neg. Grid Vol: 3,172
Dressed Steer Avg:	\$224.19	Steer/Heifer Avg: \$235.61
Dressed Heifer Avg:	\$224.00	TOTAL VOLUME: 15,351
LM CT106	TOTAL WK TO DATE VOLUME:	24,060
Committed:	17,004	Delivered: 17,316

LM CT134	COLORADO	LM CT109
Neg. Cash Volume:	125	Dressed Formula Vol: 7,591
Live Steer Avg:	\$138.00	Steer/Heifer Avg: \$242.70
Live Heifer Avg:	\$138.00	Dressed Neg. Grid Vol: 387
Dressed Steer Avg:	N/A	Steer/Heifer Avg: \$235.02
Dressed Heifer Avg:	N/A	TOTAL VOLUME: 8,103
LM CT106	TOTAL WK TO DATE VOLUME:	10,037
Committed:	8,411	Delivered: 6,422

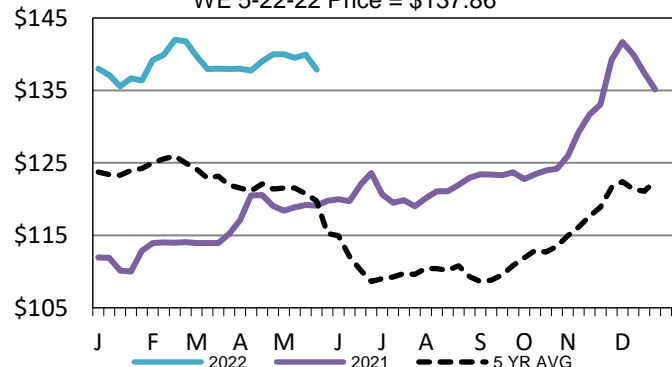
LM CT137	IA-MN	LM CT109
Neg. Cash Volume:	2,948	Dressed Formula Vol: 1,813
Live Steer Avg:	\$141.75	Steer/Heifer Avg: \$234.52
Live Heifer Avg:	\$141.25	Dressed Neg. Grid Vol: 605
Dressed Steer Avg:	\$225.87	Steer/Heifer Avg: \$237.13
Dressed Heifer Avg:	\$225.00	TOTAL VOLUME: 5,366
LM CT106	TOTAL WK TO DATE VOLUME:	6,618
Committed:	7,354	Delivered: 7,742

For Tuesday in the Southern Plains negotiated cash trading and demand were moderate. Compared to last week in the Southern Plains live purchases have traded 1.00 lower at 137.00. In the Northern Plains and Western Cornbelt negotiated cash trading was limited on light demand. Not enough purchases in these regions for a full market trend. For the prior week in Nebraska live and dressed purchases traded from 140.00-142.00 and at 226.00, respectively. Last week in Colorado and Western Cornbelt live purchases traded at 142.00 and dressed purchases, in the Western Cornbelt, traded from 223.00-227.00.

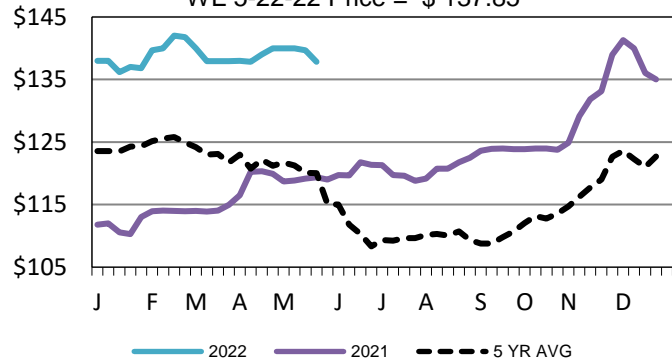
Nebraska Weekly Dressed Steer Weighted Avg
WE 5-22-22 Price = \$225.80



Kansas Weekly Live Steer Weighted Average
WE 5-22-22 Price = \$137.86



TX-OK-NM Wkly Live Steer Wtd Avg
WE 5-22-22 Price = \$137.85



USDA Livestock, Poultry and Grain Market News

St. Joseph, Missouri

Phone: 816-676-7000

stjoe.lpgmn@ams.usda.gov