

Daily Direct Steer and Heifer Slaughter Cattle Summary

For Trade on:

Monday, May 23, 2022

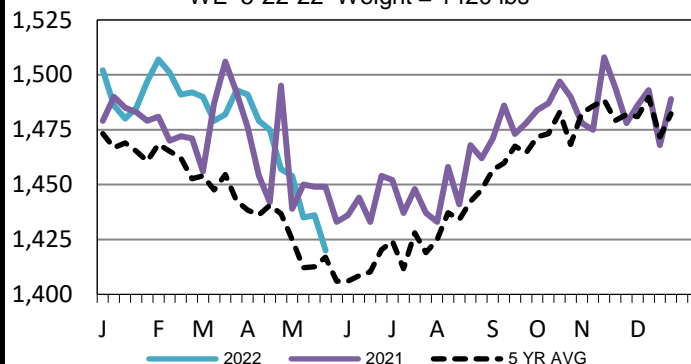
LM CT100	5-AREA	LM CT109
Neg. Cash Volume:	1,157	Dressed Formula Vol: 50,838
Live Steer Avg:	\$139.53	Steer/Heifer Avg: \$224.67
Live Heifer Avg:	\$138.00	Dressed Neg. Grid Vol: 4,295
Dressed Steer Avg:	N/A	Steer/Heifer Avg: \$228.56
Dressed Heifer Avg:	N/A	TOTAL VOLUME: 56,290
LM CT106	TOTAL WK TO DATE VOLUME:	56,290
Committed:	55,058	Delivered: 71,634

For Monday negotiated cash trading was mostly inactive on light demand in Kansas, Nebraska and Western Cornbelt. Not enough purchases for a market trend. In the Texas Panhandle and Colorado negotiated cash trading was at a standstill. Last week in the Southern Plains live purchases traded at 138.00. For the prior week in Nebraska live and dressed purchases traded from 140.00-142.00 and at 226.00, respectively. Last week in Colorado and Western Cornbelt live purchases traded at 142.00 and dressed purchases, in the Western Cornbelt, traded from 223.00-227.00.

LM CT118	TX-OK-NM	LM CT109
Neg. Cash Volume:	0	Dressed Formula Vol: 21,562
Live Steer Avg:	N/A	Steer/Heifer Avg: \$222.67
Live Heifer Avg:	N/A	Dressed Neg. Grid Vol: 248
Dressed Steer Avg:	N/A	Steer/Heifer Avg: \$218.08
Dressed Heifer Avg:	N/A	TOTAL VOLUME: 21,810
LM CT106	TOTAL WK TO DATE VOLUME:	21,810
Committed:	17,539	Delivered: 18,090

5-Area Negotiated Cash Live Steer Weights

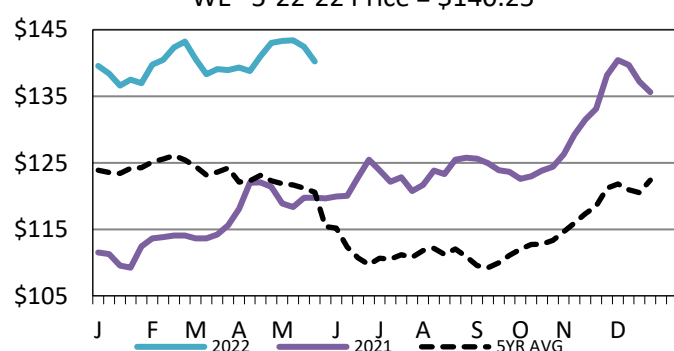
WE 5-22-22 Weight = 1420 lbs



LM CT121	KANSAS	LM CT109
Neg. Cash Volume:	772	Dressed Formula Vol: 19,741
Live Steer Avg:	\$138.00	Steer/Heifer Avg: \$224.07
Live Heifer Avg:	\$138.00	Dressed Neg. Grid Vol: 2,192
Dressed Steer Avg:	N/A	Steer/Heifer Avg: \$225.25
Dressed Heifer Avg:	N/A	TOTAL VOLUME: 22,705
LM CT106	TOTAL WK TO DATE VOLUME:	22,705
Committed:	14,812	Delivered: 19,409

5-Area Live Steer Weighted Average

WE 5-22-22 Price = \$140.25

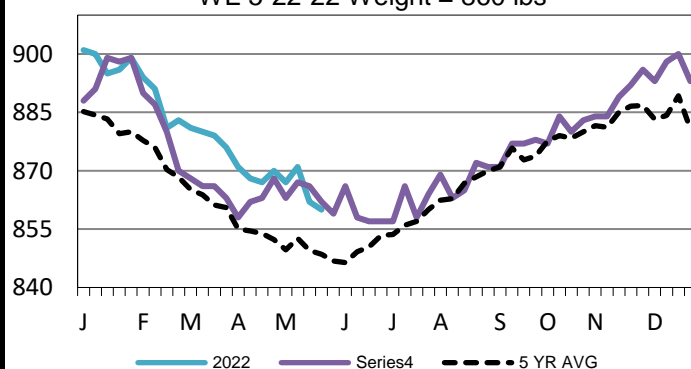


LM CT124	NEBRASKA	LM CT109
Neg. Cash Volume:	346	Dressed Formula Vol: 7,232
Live Steer Avg:	\$142.00	Steer/Heifer Avg: \$230.55
Live Heifer Avg:	N/A	Dressed Neg. Grid Vol: 1,131
Dressed Steer Avg:	N/A	Steer/Heifer Avg: \$233.17
Dressed Heifer Avg:	N/A	TOTAL VOLUME: 8,709
LM CT106	TOTAL WK TO DATE VOLUME:	8,709
Committed:	13,039	Delivered: 15,599

LM CT134	COLORADO	LM CT109
Neg. Cash Volume:	0	Dressed Formula Vol: 1,715
Live Steer Avg:	N/A	Steer/Heifer Avg: \$229.54
Live Heifer Avg:	N/A	Dressed Neg. Grid Vol: 219
Dressed Steer Avg:	N/A	Steer/Heifer Avg: \$237.31
Dressed Heifer Avg:	N/A	TOTAL VOLUME: 1,934
LM CT106	TOTAL WK TO DATE VOLUME:	1,934
Committed:	4,208	Delivered: 8,700

5-Area Formula Carcass Weight

WE 5-22-22 Weight = 860 lbs



LM CT137	IA-MN	LM CT109
Neg. Cash Volume:	39	Dressed Formula Vol: 708
Live Steer Avg:	N/A	Steer/Heifer Avg: \$232.05
Live Heifer Avg:	N/A	Dressed Neg. Grid Vol: 505
Dressed Steer Avg:	N/A	Steer/Heifer Avg: \$233.94
Dressed Heifer Avg:	N/A	TOTAL VOLUME: 1,252
LM CT106	TOTAL WK TO DATE VOLUME:	1,252
Committed:	5,460	Delivered: 9,836

USDA Livestock, Poultry and Grain Market News

St. Joseph, Missouri

Phone: 816-676-7000

stjoe.lpgmn@ams.usda.gov