

Daily Direct Steer and Heifer Slaughter Cattle Summary

For Trade on:

Friday, May 20, 2022

LM CT100	5-AREA	LM CT109
Neg. Cash Volume:	3,298	Dressed Formula Vol: 49,920
Live Steer Avg:	\$139.34	Steer/Heifer Avg: \$228.88
Live Heifer Avg:	\$138.00	Dressed Neg. Grid Vol: 3,264
Dressed Steer Avg:	\$225.96	Steer/Heifer Avg: \$234.14
Dressed Heifer Avg:	\$226.94	TOTAL VOLUME: 56,482
LM CT106	TOTAL WK TO DATE VOLUME:	289,422
Committed:	78,245	Delivered: 106,260

LM CT118	TX-OK-NM	LM CT109
Neg. Cash Volume:	0	Dressed Formula Vol: 10,848
Live Steer Avg:	N/A	Steer/Heifer Avg: \$222.72
Live Heifer Avg:	N/A	Dressed Neg. Grid Vol: 0
Dressed Steer Avg:	N/A	Steer/Heifer Avg: N/A
Dressed Heifer Avg:	N/A	TOTAL VOLUME: 10,848
LM CT106	TOTAL WK TO DATE VOLUME:	78,113
Committed:	32,733	Delivered: 31,108

LM CT121	KANSAS	LM CT109
Neg. Cash Volume:	400	Dressed Formula Vol: 20,522
Live Steer Avg:	\$138.00	Steer/Heifer Avg: \$225.58
Live Heifer Avg:	\$138.00	Dressed Neg. Grid Vol: 552
Dressed Steer Avg:	N/A	Steer/Heifer Avg: \$228.16
Dressed Heifer Avg:	N/A	TOTAL VOLUME: 21,474
LM CT106	TOTAL WK TO DATE VOLUME:	88,290
Committed:	17,633	Delivered: 28,823

LM CT124	NEBRASKA	LM CT109
Neg. Cash Volume:	1,228	Dressed Formula Vol: 9,275
Live Steer Avg:	N/A	Steer/Heifer Avg: \$238.09
Live Heifer Avg:	N/A	Dressed Neg. Grid Vol: 1,779
Dressed Steer Avg:	\$225.98	Steer/Heifer Avg: \$234.51
Dressed Heifer Avg:	\$227.00	TOTAL VOLUME: 12,282
LM CT106	TOTAL WK TO DATE VOLUME:	62,143
Committed:	9,137	Delivered: 21,489

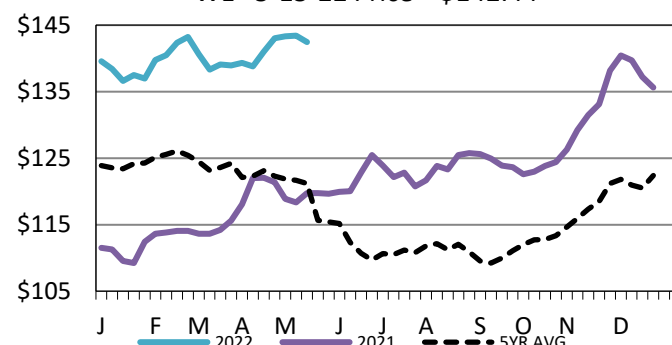
LM CT134	COLORADO	LM CT109
Neg. Cash Volume:	0	Dressed Formula Vol: 7,755
Live Steer Avg:	N/A	Steer/Heifer Avg: \$233.57
Live Heifer Avg:	N/A	Dressed Neg. Grid Vol: 251
Dressed Steer Avg:	N/A	Steer/Heifer Avg: \$236.79
Dressed Heifer Avg:	N/A	TOTAL VOLUME: 8,006
LM CT106	TOTAL WK TO DATE VOLUME:	21,161
Committed:	10,561	Delivered: 7,321

LM CT137	IA-MN	LM CT109
Neg. Cash Volume:	1,670	Dressed Formula Vol: 1,674
Live Steer Avg:	\$140.98	Steer/Heifer Avg: \$236.83
Live Heifer Avg:	N/A	Dressed Neg. Grid Vol: 682
Dressed Steer Avg:	\$225.90	Steer/Heifer Avg: \$237.02
Dressed Heifer Avg:	\$226.00	TOTAL VOLUME: 4,026
LM CT106	TOTAL WK TO DATE VOLUME:	40,647
Committed:	8,181	Delivered: 17,519

Friday cash trading was mostly inactive on light demand in Kansas, Nebraska, and the Western Cornbelt. Not enough purchases for a market trend. Cash trading was at a standstill in all other major feeding regions. On Tuesday in the Southern Plains live purchases traded at 138.00. In Nebraska on Wednesday live purchases traded at 140.00 and on Tuesday dressed purchases traded at 226.00. In the Western Cornbelt on Tuesday live purchases traded at 142.00. The last reported dressed market in the Western Cornbelt was last week with purchases from 227.00-230.00. The last reported market in Colorado was last week with live purchases from 140.00-144.00.

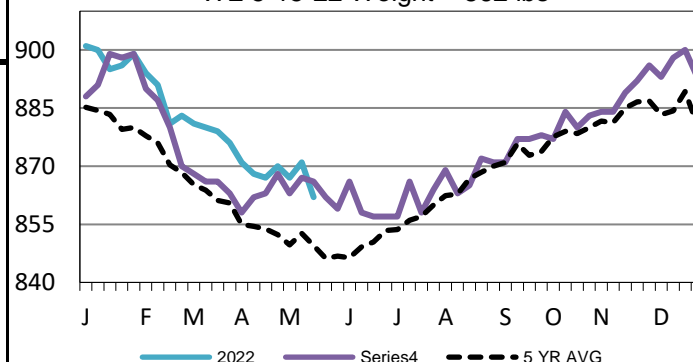
5-Area Live Steer Weighted Average

WE 5-15-22 Price = \$142.44



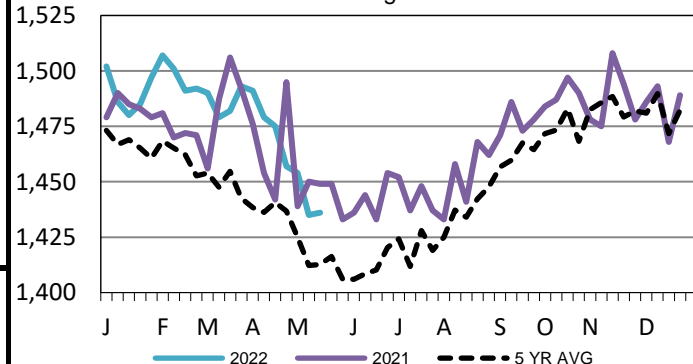
5-Area Formula Carcass Weight

WE 5-15-22 Weight = 862 lbs



5-Area Negotiated Cash Live Steer Weights

WE 5-15-22 Weight = 1436 lbs



USDA Livestock, Poultry and Grain Market News

St. Joseph, Missouri

Phone: 816-676-7000

stjoe.lpgmn@ams.usda.gov