

Daily Direct Steer and Heifer Slaughter Cattle Summary

For Trade on:

Thursday, May 19, 2022

LM CT100	5-AREA	LM CT109
Neg. Cash Volume:	3,764	Dressed Formula Vol: 43,634
Live Steer Avg:	\$141.25	Steer/Heifer Avg: \$229.26
Live Heifer Avg:	\$141.87	Dressed Neg. Grid Vol: 2,446
Dressed Steer Avg:	\$227.68	Steer/Heifer Avg: \$233.81
Dressed Heifer Avg:	N/A	TOTAL VOLUME: 49,844
LM CT106	TOTAL WK TO DATE VOLUME:	232,940
Committed:	64,653	Delivered: 67,226

LM CT118	TX-OK-NM	LM CT109
Neg. Cash Volume:	126	Dressed Formula Vol: 16,622
Live Steer Avg:	N/A	Steer/Heifer Avg: \$222.66
Live Heifer Avg:	N/A	Dressed Neg. Grid Vol: 0
Dressed Steer Avg:	N/A	Steer/Heifer Avg: N/A
Dressed Heifer Avg:	N/A	TOTAL VOLUME: 16,748
LM CT106	TOTAL WK TO DATE VOLUME:	67,265
Committed:	9,941	Delivered: 18,034

LM CT121	KANSAS	LM CT109
Neg. Cash Volume:	433	Dressed Formula Vol: 11,055
Live Steer Avg:	\$137.57	Steer/Heifer Avg: \$228.04
Live Heifer Avg:	N/A	Dressed Neg. Grid Vol: 389
Dressed Steer Avg:	N/A	Steer/Heifer Avg: \$232.80
Dressed Heifer Avg:	N/A	TOTAL VOLUME: 11,877
LM CT106	TOTAL WK TO DATE VOLUME:	66,816
Committed:	14,877	Delivered: 18,217

LM CT124	NEBRASKA	LM CT109
Neg. Cash Volume:	437	Dressed Formula Vol: 9,462
Live Steer Avg:	\$142.00	Steer/Heifer Avg: \$236.72
Live Heifer Avg:	N/A	Dressed Neg. Grid Vol: 1,314
Dressed Steer Avg:	\$227.00	Steer/Heifer Avg: \$234.09
Dressed Heifer Avg:	N/A	TOTAL VOLUME: 11,213
LM CT106	TOTAL WK TO DATE VOLUME:	49,861
Committed:	20,081	Delivered: 16,288

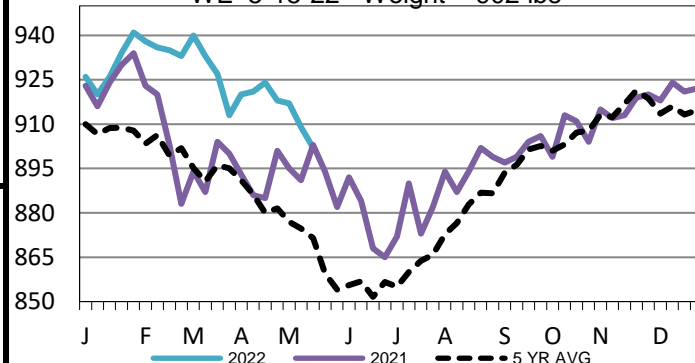
LM CT134	COLORADO	LM CT109
Neg. Cash Volume:	0	Dressed Formula Vol: 5,274
Live Steer Avg:	N/A	Steer/Heifer Avg: \$238.62
Live Heifer Avg:	N/A	Dressed Neg. Grid Vol: 40
Dressed Steer Avg:	N/A	Steer/Heifer Avg: \$238.93
Dressed Heifer Avg:	N/A	TOTAL VOLUME: 5,314
LM CT106	TOTAL WK TO DATE VOLUME:	13,155
Committed:	11,075	Delivered: 5,556

LM CT137	IA-MN	LM CT109
Neg. Cash Volume:	2,768	Dressed Formula Vol: 1,453
Live Steer Avg:	\$142.27	Steer/Heifer Avg: \$231.79
Live Heifer Avg:	\$141.87	Dressed Neg. Grid Vol: 980
Dressed Steer Avg:	\$227.74	Steer/Heifer Avg: \$235.80
Dressed Heifer Avg:	N/A	TOTAL VOLUME: 5,201
LM CT106	TOTAL WK TO DATE VOLUME:	36,621
Committed:	8,679	Delivered: 9,131

Thursday cash trading was mostly inactive on very light demand in Kansas, Nebraska, and the Western Cornbelt. Not enough purchases for a market trend. Cash trading was at a standstill in all other major feeding regions. On Tuesday in the Southern Plains live purchases traded at 138.00. In Nebraska on Wednesday live purchases traded at 140.00 and on Tuesday dressed purchases traded at 226.00. In the Western Cornbelt on Tuesday live purchases traded at 142.00. The last reported dressed market in the Western Cornbelt was last week with purchases from 227.00-230.00. The last reported market in Colorado was last week with live purchases from 140.00-144.00.

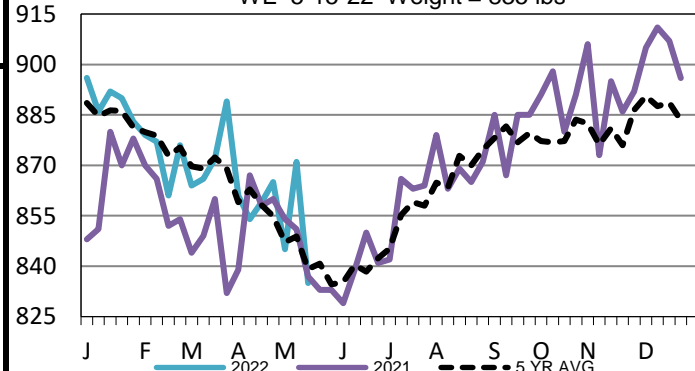
Nebraska Formula Carcass Weights

WE 5-15-22 Weight = 902 lbs



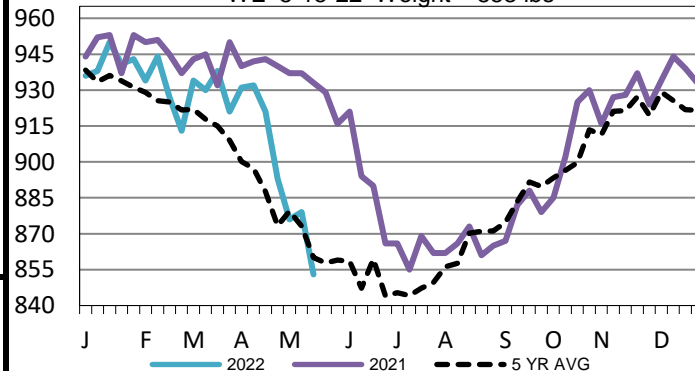
Colorado Formula Carcass Weights

WE 5-15-22 Weight = 835 lbs



Iowa-Minnesota Formula Carcass Weights

WE 5-15-22 Weight = 853 lbs



USDA Livestock, Poultry and Grain Market News

St. Joseph, Missouri

Phone: 816-676-7000

stjoe.lpgmn@ams.usda.gov