

## Daily Direct Steer and Heifer Slaughter Cattle Summary

For Trade on:

Tuesday, May 17, 2022

<a href="#">LM CT100</a>	<b>5-AREA</b>	<a href="#">LM CT109</a>
<b>Neg. Cash Volume:</b>	46,739	<b>Dressed Formula Vol:</b> 26,900
Live Steer Avg:	\$139.28	Steer/Heifer Avg: \$230.03
Live Heifer Avg:	\$139.48	<b>Dressed Neg. Grid Vol:</b> 4,103
Dressed Steer Avg:	\$225.88	Steer/Heifer Avg: \$226.93
Dressed Heifer Avg:	\$225.97	<b>TOTAL VOLUME:</b> 77,742
<a href="#">LM CT106</a>	<b>TOTAL WK TO DATE VOLUME:</b>	<b>132,599</b>
<b>Committed:</b>	<b>137,879</b>	<b>Delivered:</b> 73,307

<a href="#">LM CT118</a>	<b>TX-OK-NM</b>	<a href="#">LM CT109</a>
<b>Neg. Cash Volume:</b>	7,226	<b>Dressed Formula Vol:</b> 13,577
Live Steer Avg:	\$137.87	Steer/Heifer Avg: \$226.29
Live Heifer Avg:	\$138.00	<b>Dressed Neg. Grid Vol:</b> 0
Dressed Steer Avg:	N/A	Steer/Heifer Avg: N/A
Dressed Heifer Avg:	N/A	<b>TOTAL VOLUME:</b> 20,803
<a href="#">LM CT106</a>	<b>TOTAL WK TO DATE VOLUME:</b>	<b>37,854</b>
<b>Committed:</b>	<b>33,599</b>	<b>Delivered:</b> 19,877

<a href="#">LM CT121</a>	<b>KANSAS</b>	<a href="#">LM CT109</a>
<b>Neg. Cash Volume:</b>	13,554	<b>Dressed Formula Vol:</b> 5,591
Live Steer Avg:	\$137.89	Steer/Heifer Avg: \$227.27
Live Heifer Avg:	\$137.92	<b>Dressed Neg. Grid Vol:</b> 3,036
Dressed Steer Avg:	\$223.26	Steer/Heifer Avg: \$224.78
Dressed Heifer Avg:	\$226.00	<b>TOTAL VOLUME:</b> 22,181
<a href="#">LM CT106</a>	<b>TOTAL WK TO DATE VOLUME:</b>	<b>45,960</b>
<b>Committed:</b>	<b>44,395</b>	<b>Delivered:</b> 19,659

<a href="#">LM CT124</a>	<b>NEBRASKA</b>	<a href="#">LM CT109</a>
<b>Neg. Cash Volume:</b>	15,242	<b>Dressed Formula Vol:</b> 3,743
Live Steer Avg:	\$142.01	Steer/Heifer Avg: \$238.06
Live Heifer Avg:	\$142.41	<b>Dressed Neg. Grid Vol:</b> 606
Dressed Steer Avg:	\$226.15	Steer/Heifer Avg: \$232.47
Dressed Heifer Avg:	\$225.84	<b>TOTAL VOLUME:</b> 19,591
<a href="#">LM CT106</a>	<b>TOTAL WK TO DATE VOLUME:</b>	<b>26,142</b>
<b>Committed:</b>	<b>34,963</b>	<b>Delivered:</b> 18,305

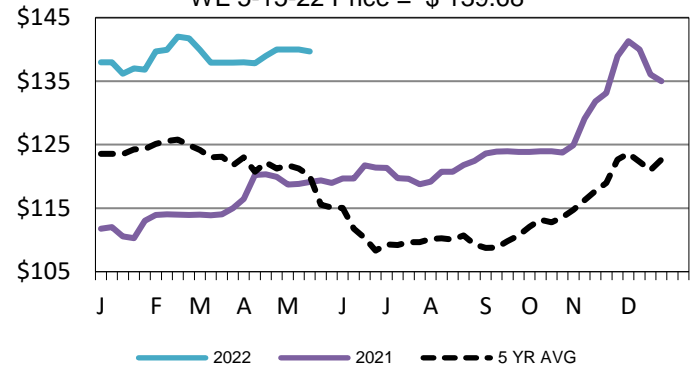
<a href="#">LM CT134</a>	<b>COLORADO</b>	<a href="#">LM CT109</a>
<b>Neg. Cash Volume:</b>	865	<b>Dressed Formula Vol:</b> 3,074
Live Steer Avg:	\$142.00	Steer/Heifer Avg: \$239.79
Live Heifer Avg:	\$142.00	<b>Dressed Neg. Grid Vol:</b> 45
Dressed Steer Avg:	N/A	Steer/Heifer Avg: \$233.79
Dressed Heifer Avg:	N/A	<b>TOTAL VOLUME:</b> 3,984
<a href="#">LM CT106</a>	<b>TOTAL WK TO DATE VOLUME:</b>	<b>4,827</b>
<b>Committed:</b>	<b>5,978</b>	<b>Delivered:</b> 6,427

<a href="#">LM CT137</a>	<b>IA-MN</b>	<a href="#">LM CT109</a>
<b>Neg. Cash Volume:</b>	9,852	<b>Dressed Formula Vol:</b> 958
Live Steer Avg:	\$141.53	Steer/Heifer Avg: \$236.53
Live Heifer Avg:	\$141.95	<b>Dressed Neg. Grid Vol:</b> 416
Dressed Steer Avg:	\$225.63	Steer/Heifer Avg: \$233.76
Dressed Heifer Avg:	\$226.42	<b>TOTAL VOLUME:</b> 11,226
<a href="#">LM CT106</a>	<b>TOTAL WK TO DATE VOLUME:</b>	<b>18,027</b>
<b>Committed:</b>	<b>18,944</b>	<b>Delivered:</b> 9,039

Tuesday cash trading and demand in the Southern Plains were moderate with live 2.00 lower compared to last week at 138.00. Cash trading was light to moderate on moderate demand in Nebraska with live 2.00 lower at 142.00 and dressed 4.00 lower at 226.00 when compared to last week. Cash trading in the Western Cornbelt was slow on light to moderate demand with live steady compared to Monday at 142.00. Not enough dressed for a market trend. The last reported dressed trade was last week from 227.00-230.00. Cash trading in Colorado was limited on light demand. Not enough for a market trend. Last week in Colorado live traded from 140.00-144.00.

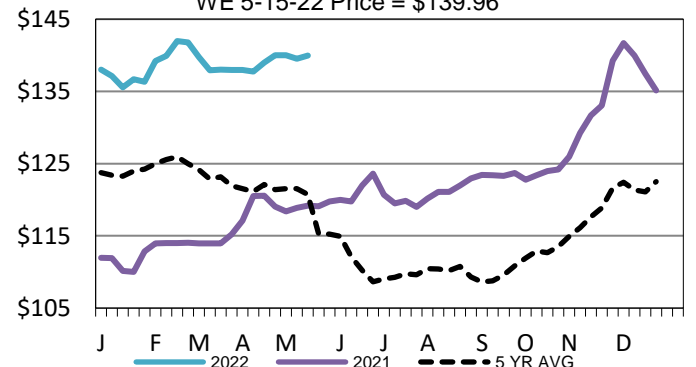
TX-OK-NM Wkly Live Steer Wtd Avg

WE 5-15-22 Price = \$ 139.68



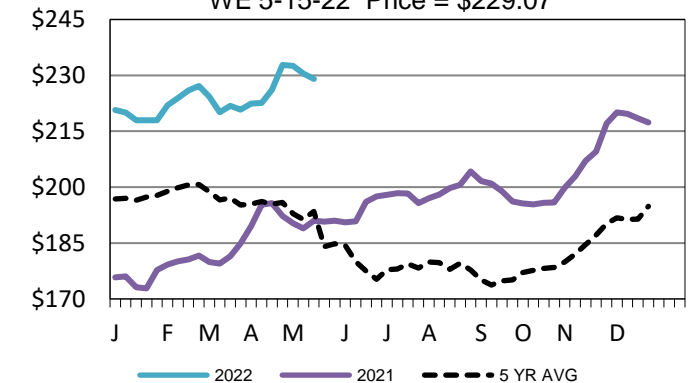
Kansas Weekly Live Steer Weighted Average

WE 5-15-22 Price = \$139.96



Nebraska Weekly DressedSteer Weighted Avg

WE 5-15-22 Price = \$229.07



## USDA Livestock, Poultry and Grain Market News

St. Joseph, Missouri

Phone: 816-676-7000

[stjoe.lpgmn@ams.usda.gov](mailto:stjoe.lpgmn@ams.usda.gov)