

Daily Direct Steer and Heifer Slaughter Cattle Summary

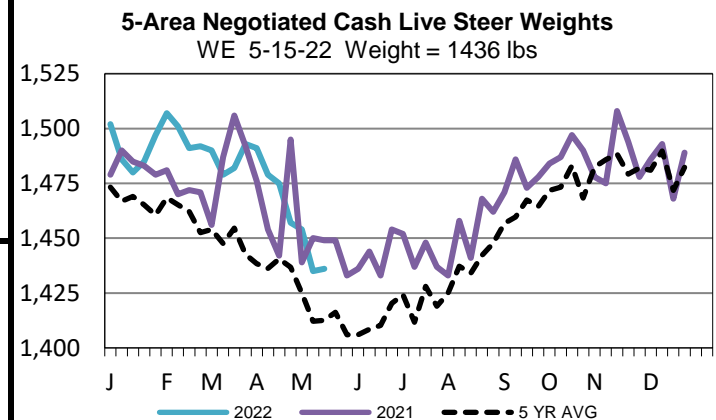
For Trade on:

Monday, May 16, 2022

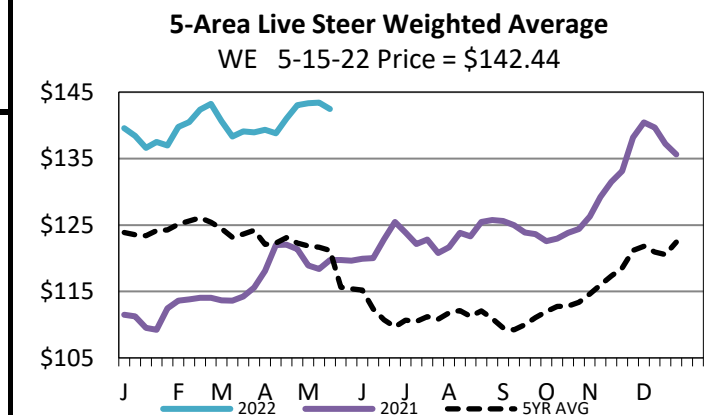
LM CT100	5-AREA	LM CT109
Neg. Cash Volume:	5,166	Dressed Formula Vol: 46,712
Live Steer Avg:	\$142.15	Steer/Heifer Avg: \$225.50
Live Heifer Avg:	\$142.00	Dressed Neg. Grid Vol: 2,979
Dressed Steer Avg:	N/A	Steer/Heifer Avg: \$227.46
Dressed Heifer Avg:	N/A	TOTAL VOLUME: 54,857
LM CT106	TOTAL WK TO DATE VOLUME:	54,857
Committed:	73,433	Delivered: 75,901

For Monday negotiated cash trading was slow on light demand in the Western Cornbelt with live purchases steady to 3.00 lower compared to last week at 142.00. Not enough dressed purchases for a market trend. Last week in the Western Cornbelt dressed purchases traded from 227.00-230.00. Negotiated cash trading was at a standstill in all other major feeding regions. Last week in the Southern Plains live purchases traded at 140.00. In Nebraska last week live and dressed purchases traded at 144.00 and at 230.00, respectively. Last week in Colorado live purchases traded from 140.00-144.00.

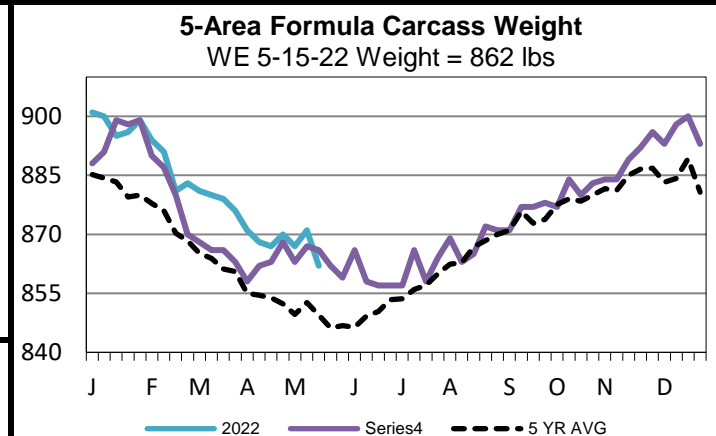
LM CT118	TX-OK-NM	LM CT109
Neg. Cash Volume:	0	Dressed Formula Vol: 16,930
Live Steer Avg:	N/A	Steer/Heifer Avg: \$222.86
Live Heifer Avg:	N/A	Dressed Neg. Grid Vol: 121
Dressed Steer Avg:	N/A	Steer/Heifer Avg: \$214.70
Dressed Heifer Avg:	N/A	TOTAL VOLUME: 17,051
LM CT106	TOTAL WK TO DATE VOLUME:	17,051
Committed:	18,172	Delivered: 19,808



LM CT121	KANSAS	LM CT109
Neg. Cash Volume:	0	Dressed Formula Vol: 22,688
Live Steer Avg:	N/A	Steer/Heifer Avg: \$224.27
Live Heifer Avg:	N/A	Dressed Neg. Grid Vol: 1,091
Dressed Steer Avg:	N/A	Steer/Heifer Avg: \$222.62
Dressed Heifer Avg:	N/A	TOTAL VOLUME: 23,779
LM CT106	TOTAL WK TO DATE VOLUME:	23,779
Committed:	14,085	Delivered: 19,602



LM CT124	NEBRASKA	LM CT109
Neg. Cash Volume:	66	Dressed Formula Vol: 5,279
Live Steer Avg:	N/A	Steer/Heifer Avg: \$236.74
Live Heifer Avg:	N/A	Dressed Neg. Grid Vol: 1,272
Dressed Steer Avg:	N/A	Steer/Heifer Avg: \$229.76
Dressed Heifer Avg:	N/A	TOTAL VOLUME: 6,617
LM CT106	TOTAL WK TO DATE VOLUME:	6,551
Committed:	20,348	Delivered: 19,363



LM CT134	COLORADO	LM CT109
Neg. Cash Volume:	0	Dressed Formula Vol: 843
Live Steer Avg:	N/A	Steer/Heifer Avg: \$224.54
Live Heifer Avg:	N/A	Dressed Neg. Grid Vol: 0
Dressed Steer Avg:	N/A	Steer/Heifer Avg: N/A
Dressed Heifer Avg:	N/A	TOTAL VOLUME: 843
LM CT106	TOTAL WK TO DATE VOLUME:	843
Committed:	6,900	Delivered: 8,144

LM CT137	IA-MN	LM CT109
Neg. Cash Volume:	5100	Dressed Formula Vol: 1,076
Live Steer Avg:	\$142.15	Steer/Heifer Avg: \$237.11
Live Heifer Avg:	\$142.00	Dressed Neg. Grid Vol: 625
Dressed Steer Avg:	N/A	Steer/Heifer Avg: \$237.01
Dressed Heifer Avg:	N/A	TOTAL VOLUME: 6,801
LM CT106	TOTAL WK TO DATE VOLUME:	6,801
Committed:	13,928	Delivered: 8,984

USDA Livestock, Poultry and Grain Market News

St. Joseph, Missouri

Phone: 816-676-7000

stjoe.lpgmn@ams.usda.gov