

## Daily Direct Steer and Heifer Slaughter Cattle Summary

For Trade on:

Wednesday, May 11, 2022

<a href="#">LM CT100</a>	<b>5-AREA</b>	<a href="#">LM CT109</a>
<b>Neg. Cash Volume:</b>	18,565	<b>Dressed Formula Vol:</b> 25,084
Live Steer Avg:	\$143.43	Steer/Heifer Avg: \$232.23
Live Heifer Avg:	\$142.96	<b>Dressed Neg. Grid Vol:</b> 1,815
Dressed Steer Avg:	\$228.50	Steer/Heifer Avg: \$234.08
Dressed Heifer Avg:	\$229.90	<b>TOTAL VOLUME:</b> 45,464
<a href="#">LM CT106</a>	<b>TOTAL WK TO DATE VOLUME:</b>	<b>183,210</b>
<b>Committed:</b>	<b>56,318</b>	<b>Delivered:</b> 71,673

<a href="#">LM CT118</a>	<b>TX-OK-NM</b>	<a href="#">LM CT109</a>
<b>Neg. Cash Volume:</b>	2,775	<b>Dressed Formula Vol:</b> 12,269
Live Steer Avg:	\$139.27	Steer/Heifer Avg: \$227.72
Live Heifer Avg:	\$139.48	<b>Dressed Neg. Grid Vol:</b> 0
Dressed Steer Avg:	N/A	Steer/Heifer Avg: N/A
Dressed Heifer Avg:	N/A	<b>TOTAL VOLUME:</b> 15,044
<a href="#">LM CT106</a>	<b>TOTAL WK TO DATE VOLUME:</b>	<b>56,000</b>
<b>Committed:</b>	<b>9,705</b>	<b>Delivered:</b> 20,213

<a href="#">LM CT121</a>	<b>KANSAS</b>	<a href="#">LM CT109</a>
<b>Neg. Cash Volume:</b>	578	<b>Dressed Formula Vol:</b> 6,025
Live Steer Avg:	\$140.00	Steer/Heifer Avg: \$228.73
Live Heifer Avg:	N/A	<b>Dressed Neg. Grid Vol:</b> 404
Dressed Steer Avg:	\$227.63	Steer/Heifer Avg: \$230.90
Dressed Heifer Avg:	N/A	<b>TOTAL VOLUME:</b> 7,007
<a href="#">LM CT106</a>	<b>TOTAL WK TO DATE VOLUME:</b>	<b>46,843</b>
<b>Committed:</b>	<b>13,555</b>	<b>Delivered:</b> 19,599

<a href="#">LM CT124</a>	<b>NEBRASKA</b>	<a href="#">LM CT109</a>
<b>Neg. Cash Volume:</b>	8,487	<b>Dressed Formula Vol:</b> 4,139
Live Steer Avg:	\$143.79	Steer/Heifer Avg: \$236.35
Live Heifer Avg:	\$144.26	<b>Dressed Neg. Grid Vol:</b> 913
Dressed Steer Avg:	\$229.12	Steer/Heifer Avg: \$235.81
Dressed Heifer Avg:	\$230.00	<b>TOTAL VOLUME:</b> 13,539
<a href="#">LM CT106</a>	<b>TOTAL WK TO DATE VOLUME:</b>	<b>52,607</b>
<b>Committed:</b>	<b>17,893</b>	<b>Delivered:</b> 16,571

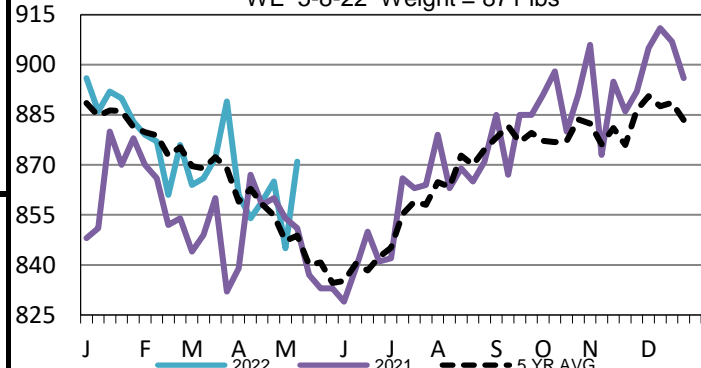
<a href="#">LM CT134</a>	<b>COLORADO</b>	<a href="#">LM CT109</a>
<b>Neg. Cash Volume:</b>	120	<b>Dressed Formula Vol:</b> 1,412
Live Steer Avg:	N/A	Steer/Heifer Avg: \$266.80
Live Heifer Avg:	\$143.00	<b>Dressed Neg. Grid Vol:</b> 0
Dressed Steer Avg:	N/A	Steer/Heifer Avg: N/A
Dressed Heifer Avg:	N/A	<b>TOTAL VOLUME:</b> 1,532
<a href="#">LM CT106</a>	<b>TOTAL WK TO DATE VOLUME:</b>	<b>11,954</b>
<b>Committed:</b>	<b>9,819</b>	<b>Delivered:</b> 5,301

<a href="#">LM CT137</a>	<b>IA-MN</b>	<a href="#">LM CT109</a>
<b>Neg. Cash Volume:</b>	6605	<b>Dressed Formula Vol:</b> 1,317
Live Steer Avg:	\$145.12	Steer/Heifer Avg: \$241.92
Live Heifer Avg:	\$141.49	<b>Dressed Neg. Grid Vol:</b> 616
Dressed Steer Avg:	\$227.85	Steer/Heifer Avg: \$234.57
Dressed Heifer Avg:	\$228.00	<b>TOTAL VOLUME:</b> 8,538
<a href="#">LM CT106</a>	<b>TOTAL WK TO DATE VOLUME:</b>	<b>16,534</b>
<b>Committed:</b>	<b>5,346</b>	<b>Delivered:</b> 9,989

Wednesday in Texas, Nebraska and Western Cornbelt cash trading was slow on moderate demand. In the Texas Panhandle, compared to Tuesday, live traded steady at 140.00. In Nebraska, compared to Tuesday, live and dressed traded steady at 144.00 and 230.00, respectively. So far for the week in the Western Cornbelt live traded steady to 2.00 lower from 144.00-145.00 and dressed traded 2.00-3.00 lower from 227.00-230.00. Wednesday in Kansas and Colorado cash trading was mostly inactive on light demand. In Kansas the last reported market was on Tuesday with live at 140.00. In Colorado last week live traded from 142.00-148.00.

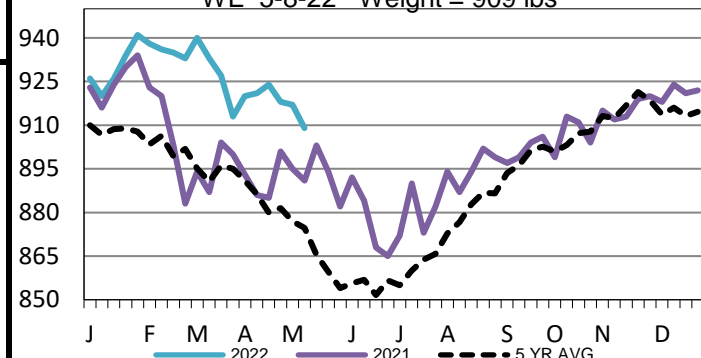
## Colorado Formula Carcass Weights

WE 5-8-22 Weight = 871 lbs



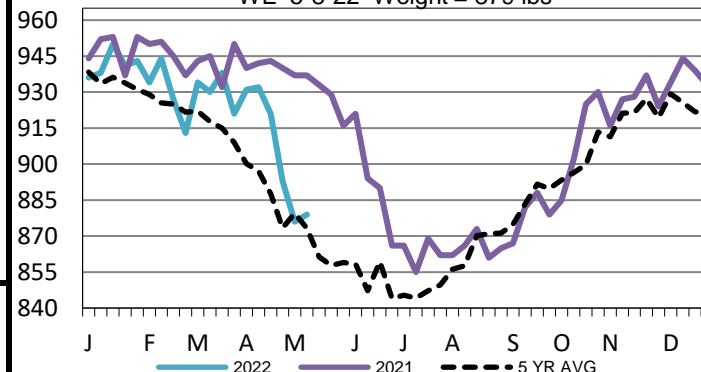
## Nebraska Formula Carcass Weights

WE 5-8-22 Weight = 909 lbs



## Iowa-Minnesota Formula Carcass Weights

WE 5-8-22 Weight = 879 lbs



## USDA Livestock, Poultry and Grain Market News

St. Joseph, Missouri

Phone: 816-676-7000

[stjoe.lpgmn@ams.usda.gov](mailto:stjoe.lpgmn@ams.usda.gov)