

Daily Direct Steer and Heifer Slaughter Cattle Summary

For Trade on:

Monday, May 09, 2022

LM CT100	5-AREA	LM CT109
Neg. Cash Volume:	35	Dressed Formula Vol: 51,145
Live Steer Avg:	N/A	Steer/Heifer Avg: \$227.45
Live Heifer Avg:	\$140.00	Dressed Neg. Grid Vol: 3,246
Dressed Steer Avg:	N/A	Steer/Heifer Avg: \$226.35
Dressed Heifer Avg:	N/A	TOTAL VOLUME: 54,426
LM CT106	TOTAL WK TO DATE VOLUME:	54,426
Committed:	55,916	Delivered: 71,746

LM CT118	TX-OK-NM	LM CT109
Neg. Cash Volume:	0	Dressed Formula Vol: 23,657
Live Steer Avg:	N/A	Steer/Heifer Avg: \$221.95
Live Heifer Avg:	N/A	Dressed Neg. Grid Vol: 123
Dressed Steer Avg:	N/A	Steer/Heifer Avg: \$220.84
Dressed Heifer Avg:	N/A	TOTAL VOLUME: 23,780
LM CT106	TOTAL WK TO DATE VOLUME:	23,780
Committed:	13,055	Delivered: 18,465

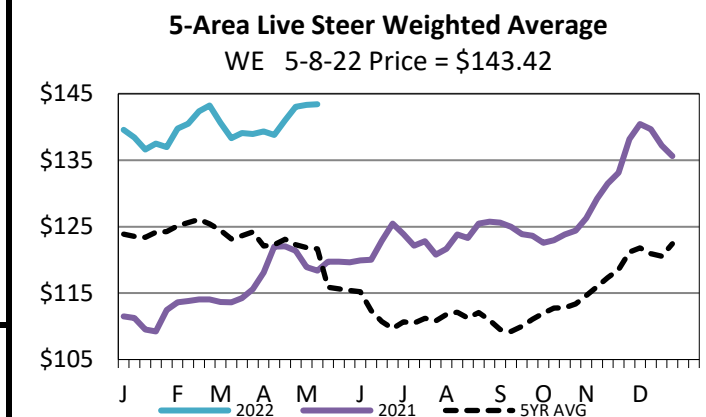
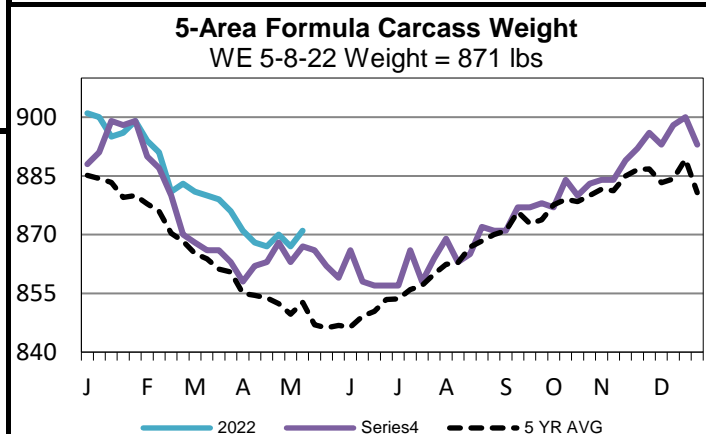
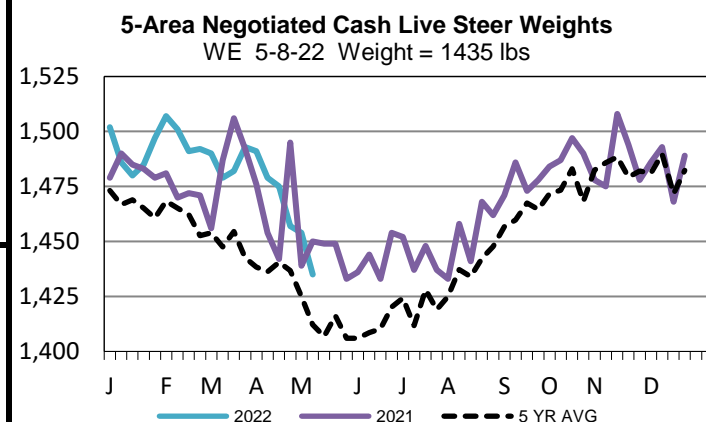
LM CT121	KANSAS	LM CT109
Neg. Cash Volume:	0	Dressed Formula Vol: 10,912
Live Steer Avg:	N/A	Steer/Heifer Avg: \$224.66
Live Heifer Avg:	N/A	Dressed Neg. Grid Vol: 1,753
Dressed Steer Avg:	N/A	Steer/Heifer Avg: \$221.57
Dressed Heifer Avg:	N/A	TOTAL VOLUME: 12,665
LM CT106	TOTAL WK TO DATE VOLUME:	12,665
Committed:	16,045	Delivered: 20,477

LM CT124	NEBRASKA	LM CT109
Neg. Cash Volume:	0	Dressed Formula Vol: 9,367
Live Steer Avg:	N/A	Steer/Heifer Avg: \$239.33
Live Heifer Avg:	N/A	Dressed Neg. Grid Vol: 715
Dressed Steer Avg:	N/A	Steer/Heifer Avg: \$232.91
Dressed Heifer Avg:	N/A	TOTAL VOLUME: 10,082
LM CT106	TOTAL WK TO DATE VOLUME:	10,082
Committed:	15,275	Delivered: 14,380

LM CT134	COLORADO	LM CT109
Neg. Cash Volume:	0	Dressed Formula Vol: 6,577
Live Steer Avg:	N/A	Steer/Heifer Avg: \$233.32
Live Heifer Avg:	N/A	Dressed Neg. Grid Vol: 42
Dressed Steer Avg:	N/A	Steer/Heifer Avg: \$232.76
Dressed Heifer Avg:	N/A	TOTAL VOLUME: 6,619
LM CT106	TOTAL WK TO DATE VOLUME:	6,619
Committed:	4,753	Delivered: 8,322

LM CT137	IA-MN	LM CT109
Neg. Cash Volume:	35	Dressed Formula Vol: 868
Live Steer Avg:	N/A	Steer/Heifer Avg: \$242.08
Live Heifer Avg:	\$140.00	Dressed Neg. Grid Vol: 870
Dressed Steer Avg:	N/A	Steer/Heifer Avg: \$235.16
Dressed Heifer Avg:	N/A	TOTAL VOLUME: 1,773
LM CT106	TOTAL WK TO DATE VOLUME:	1,773
Committed:	6,788	Delivered: 10,102

For Monday in the Western Cornbelt negotiated cash trading was mostly inactive on light demand. Not enough purchases for a market trend. In the Southern and Northern Plains negotiated cash trading was at a standstill. Last week in the Southern Plains live purchases traded at 140.00. In Nebraska live and dressed purchases traded at 146.00 and 232.00, respectively. In Colorado live purchases traded from 142.00-148.00. In the Western Cornbelt week live and dressed purchases traded from 144.00-147.00 and from 230.00-232.00, respectively.



USDA Livestock, Poultry and Grain Market News

St. Joseph, Missouri

Phone: 816-676-7000

stjoe.lpgmn@ams.usda.gov