

## Daily Direct Steer and Heifer Slaughter Cattle Summary

For Trade on:

Friday, May 06, 2022

<a href="#">LM CT100</a>	<b>5-AREA</b>	<a href="#">LM CT109</a>
<b>Neg. Cash Volume:</b>	3,788	<b>Dressed Formula Vol:</b> 47,761
Live Steer Avg:	\$142.30	Steer/Heifer Avg: \$227.56
Live Heifer Avg:	\$148.00	<b>Dressed Neg. Grid Vol:</b> 1,483
Dressed Steer Avg:	\$224.27	Steer/Heifer Avg: \$225.02
Dressed Heifer Avg:	\$228.00	<b>TOTAL VOLUME:</b> 53,032
<a href="#">LM CT106</a>	<b>TOTAL WK TO DATE VOLUME:</b>	<b>309,465</b>
<b>Committed:</b>	<b>64,023</b>	<b>Delivered:</b> 104,341

<a href="#">LM CT118</a>	<b>TX-OK-NM</b>	<a href="#">LM CT109</a>
<b>Neg. Cash Volume:</b>	0	<b>Dressed Formula Vol:</b> 13,266
Live Steer Avg:	N/A	Steer/Heifer Avg: \$222.84
Live Heifer Avg:	N/A	<b>Dressed Neg. Grid Vol:</b> 0
Dressed Steer Avg:	N/A	Steer/Heifer Avg: N/A
Dressed Heifer Avg:	N/A	<b>TOTAL VOLUME:</b> 13,266
<a href="#">LM CT106</a>	<b>TOTAL WK TO DATE VOLUME:</b>	<b>84,976</b>
<b>Committed:</b>	<b>21,916</b>	<b>Delivered:</b> 30,381

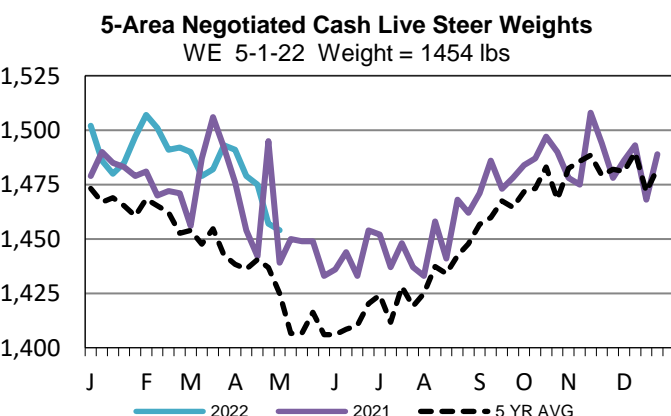
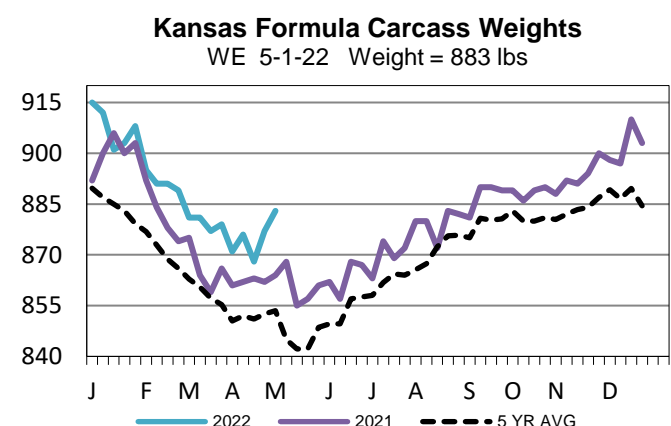
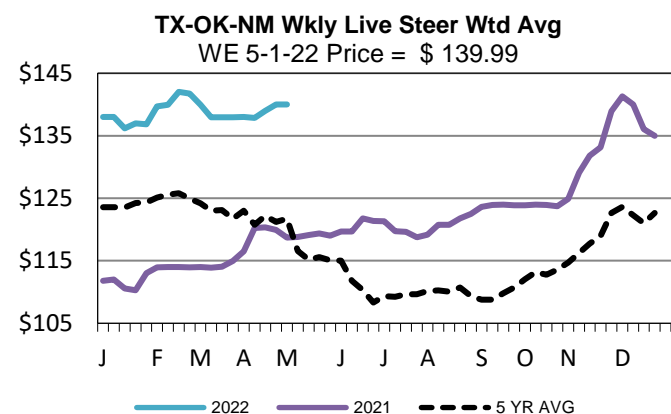
<a href="#">LM CT121</a>	<b>KANSAS</b>	<a href="#">LM CT109</a>
<b>Neg. Cash Volume:</b>	207	<b>Dressed Formula Vol:</b> 21,896
Live Steer Avg:	\$138.00	Steer/Heifer Avg: \$225.50
Live Heifer Avg:	N/A	<b>Dressed Neg. Grid Vol:</b> 767
Dressed Steer Avg:	N/A	Steer/Heifer Avg: \$221.83
Dressed Heifer Avg:	N/A	<b>TOTAL VOLUME:</b> 22,870
<a href="#">LM CT106</a>	<b>TOTAL WK TO DATE VOLUME:</b>	<b>89,142</b>
<b>Committed:</b>	<b>15,711</b>	<b>Delivered:</b> 29,942

<a href="#">LM CT124</a>	<b>NEBRASKA</b>	<a href="#">LM CT109</a>
<b>Neg. Cash Volume:</b>	2,519	<b>Dressed Formula Vol:</b> 6,541
Live Steer Avg:	\$146.00	Steer/Heifer Avg: \$237.73
Live Heifer Avg:	N/A	<b>Dressed Neg. Grid Vol:</b> 445
Dressed Steer Avg:	\$223.78	Steer/Heifer Avg: \$230.22
Dressed Heifer Avg:	N/A	<b>TOTAL VOLUME:</b> 9,505
<a href="#">LM CT106</a>	<b>TOTAL WK TO DATE VOLUME:</b>	<b>77,818</b>
<b>Committed:</b>	<b>12,850</b>	<b>Delivered:</b> 24,403

<a href="#">LM CT134</a>	<b>COLORADO</b>	<a href="#">LM CT109</a>
<b>Neg. Cash Volume:</b>	114	<b>Dressed Formula Vol:</b> 4,267
Live Steer Avg:	N/A	Steer/Heifer Avg: \$233.83
Live Heifer Avg:	\$148.00	<b>Dressed Neg. Grid Vol:</b> 15
Dressed Steer Avg:	N/A	Steer/Heifer Avg: \$233.81
Dressed Heifer Avg:	N/A	<b>TOTAL VOLUME:</b> 4,396
<a href="#">LM CT106</a>	<b>TOTAL WK TO DATE VOLUME:</b>	<b>22,753</b>
<b>Committed:</b>	<b>6,679</b>	<b>Delivered:</b> 9,309

<a href="#">LM CT137</a>	<b>IA-MN</b>	<a href="#">LM CT109</a>
<b>Neg. Cash Volume:</b>	948	<b>Dressed Formula Vol:</b> 1,907
Live Steer Avg:	N/A	Steer/Heifer Avg: \$235.90
Live Heifer Avg:	N/A	<b>Dressed Neg. Grid Vol:</b> 256
Dressed Steer Avg:	\$232.67	Steer/Heifer Avg: \$225.02
Dressed Heifer Avg:	\$228.00	<b>TOTAL VOLUME:</b> 3,111
<a href="#">LM CT106</a>	<b>TOTAL WK TO DATE VOLUME:</b>	<b>35,615</b>
<b>Committed:</b>	<b>6,867</b>	<b>Delivered:</b> 10,306

For Friday in Nebraska negotiated cash trading was limited on light demand. In the Southern Plains, Colorado and Western Cornbelt negotiated cash trading was mostly inactive on light demand. Not enough purchase in any region for a market trend. In Kansas on Thursday live purchases traded at 138.00. In all other regions the last reported market was on Wednesday. In the Texas Panhandle live purchases traded at 140.00. In Nebraska live and dressed purchases traded at 146.00 and 232.00, respectively. In the Western Cornbelt live purchases traded at 146.00 and dressed traded from 230.00-232.00. In Colorado live traded from 142.00- 146.00.



## USDA Livestock, Poultry and Grain Market News

St. Joseph, Missouri

Phone: 816-676-7000

[stjoe.lpgmn@ams.usda.gov](mailto:stjoe.lpgmn@ams.usda.gov)