

Daily Direct Steer and Heifer Slaughter Cattle Summary

For Trade on:

Thursday, May 05, 2022

LM CT100	5-AREA	LM CT109
Neg. Cash Volume:	10,353	Dressed Formula Vol: 42,041
Live Steer Avg:	\$142.39	Steer/Heifer Avg: \$230.67
Live Heifer Avg:	\$138.53	Dressed Neg. Grid Vol: 3,116
Dressed Steer Avg:	\$231.89	Steer/Heifer Avg: \$226.60
Dressed Heifer Avg:	\$230.91	TOTAL VOLUME: 55,510
LM CT106	TOTAL WK TO DATE VOLUME:	256,433
Committed:	77,211	Delivered: 75,850

LM CT118	TX-OK-NM	LM CT109
Neg. Cash Volume:	378	Dressed Formula Vol: 11,918
Live Steer Avg:	\$139.00	Steer/Heifer Avg: \$222.06
Live Heifer Avg:	N/A	Dressed Neg. Grid Vol: 0
Dressed Steer Avg:	N/A	Steer/Heifer Avg: N/A
Dressed Heifer Avg:	N/A	TOTAL VOLUME: 12,296
LM CT106	TOTAL WK TO DATE VOLUME:	71,710
Committed:	18,082	Delivered: 21,550

LM CT121	KANSAS	LM CT109
Neg. Cash Volume:	5,586	Dressed Formula Vol: 10,836
Live Steer Avg:	\$138.25	Steer/Heifer Avg: \$225.13
Live Heifer Avg:	\$138.26	Dressed Neg. Grid Vol: 967
Dressed Steer Avg:	\$232.00	Steer/Heifer Avg: \$222.85
Dressed Heifer Avg:	N/A	TOTAL VOLUME: 17,389
LM CT106	TOTAL WK TO DATE VOLUME:	66,272
Committed:	14,650	Delivered: 20,142

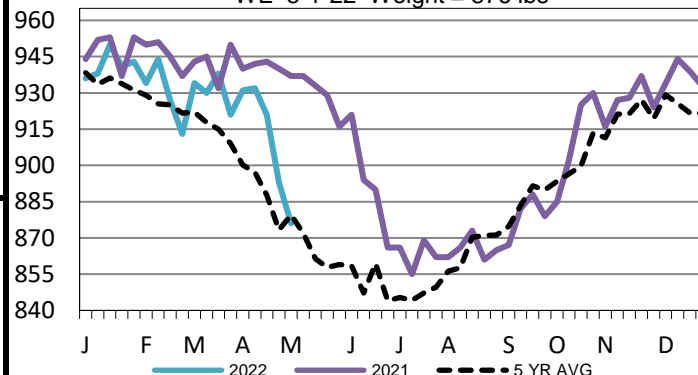
LM CT124	NEBRASKA	LM CT109
Neg. Cash Volume:	1,510	Dressed Formula Vol: 15,094
Live Steer Avg:	\$145.96	Steer/Heifer Avg: \$238.07
Live Heifer Avg:	N/A	Dressed Neg. Grid Vol: 931
Dressed Steer Avg:	\$231.83	Steer/Heifer Avg: \$226.55
Dressed Heifer Avg:	\$230.51	TOTAL VOLUME: 17,535
LM CT106	TOTAL WK TO DATE VOLUME:	68,313
Committed:	30,131	Delivered: 19,143

LM CT134	COLORADO	LM CT109
Neg. Cash Volume:	159	Dressed Formula Vol: 2,815
Live Steer Avg:	\$146.00	Steer/Heifer Avg: \$247.04
Live Heifer Avg:	N/A	Dressed Neg. Grid Vol: 148
Dressed Steer Avg:	N/A	Steer/Heifer Avg: \$226.66
Dressed Heifer Avg:	N/A	TOTAL VOLUME: 3,122
LM CT106	TOTAL WK TO DATE VOLUME:	18,357
Committed:	9,111	Delivered: 5,706

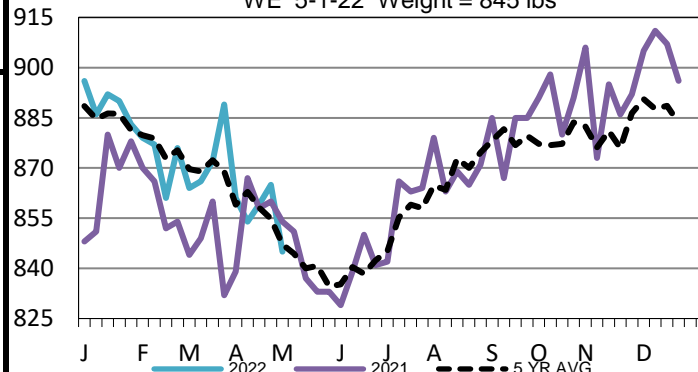
LM CT137	IA-MN	LM CT109
Neg. Cash Volume:	2,720	Dressed Formula Vol: 1,500
Live Steer Avg:	\$145.64	Steer/Heifer Avg: \$233.45
Live Heifer Avg:	\$145.00	Dressed Neg. Grid Vol: 1,267
Dressed Steer Avg:	\$232.00	Steer/Heifer Avg: \$231.38
Dressed Heifer Avg:	N/A	TOTAL VOLUME: 5,487
LM CT106	TOTAL WK TO DATE VOLUME:	32,504
Committed:	5,237	Delivered: 9,309

Thursday in Kansas cash trading was limited on light demand. Compared to the last reported market on Wednesday live traded 2.00 lower at 138.00. In the Texas Panhandle and Colorado cash trading was mostly inactive on light demand. In Nebraska and Western Cornbelt cash trading was limited on light demand. Not enough purchases in these regions for a market trend. Wednesday was the last reported market. In Texas live traded at 140.00. In Nebraska live and dressed traded at 146.00 and 232.00, respectively. In the Western Cornbelt live traded at 146.00 and dressed traded from 230.00-232.00. In Colorado live traded from 142.00-146.00.

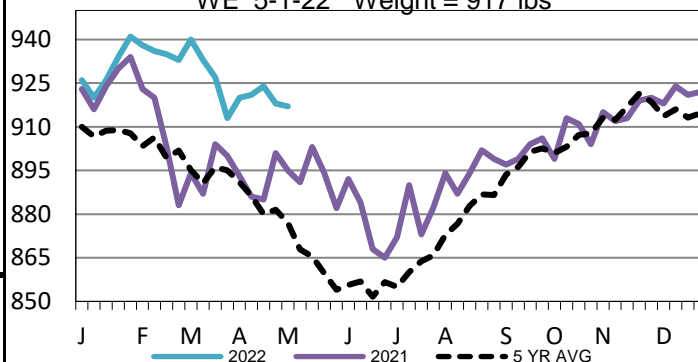
Iowa-Minnesota Formula Carcass Weights
WE 5-1-22 Weight = 876 lbs



Colorado Formula Carcass Weights
WE 5-1-22 Weight = 845 lbs



Nebraska Formula Carcass Weights
WE 5-1-22 Weight = 917 lbs



USDA Livestock, Poultry and Grain Market News

St. Joseph, Missouri

Phone: 816-676-7000

stjoe.lpgmn@ams.usda.gov