

## Daily Direct Steer and Heifer Slaughter Cattle Summary

For Trade on:

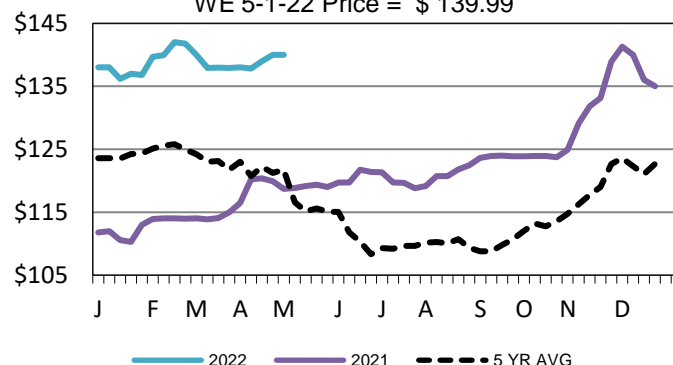
Tuesday, May 03, 2022

<a href="#">LM CT100</a>	<b>5-AREA</b>	<a href="#">LM CT109</a>
<b>Neg. Cash Volume:</b>	12,169	<b>Dressed Formula Vol:</b> 36,337
Live Steer Avg:	\$145.54	Steer/Heifer Avg: \$228.60
Live Heifer Avg:	\$145.80	<b>Dressed Neg. Grid Vol:</b> 1,732
Dressed Steer Avg:	\$231.76	Steer/Heifer Avg: \$227.92
Dressed Heifer Avg:	\$232.00	<b>TOTAL VOLUME:</b> 50,238
<a href="#">LM CT106</a>	<b>TOTAL WK TO DATE VOLUME:</b>	<b>98,135</b>
<b>Committed:</b>	<b>73,915</b>	<b>Delivered:</b> 68,618

Tuesday cash trading was slow on light demand in the Northern Plains and Western Cornbelt. In Nebraska a few live and dressed traded at 146.00 and 232.00, respectively. In the Western Cornbelt a few live traded from 145.00-146.00. For the prior week in Nebraska live and dressed traded at 146.00 and 232.00, respectively. Last week in Colorado live traded from 146.00-147.00. Last week in the Western Cornbelt live and dressed traded from 145.00-147.00 and at 232.00, respectively. Cash trading in the Sothern Plains was at a standstill. Last week live purchases traded at 140.00.

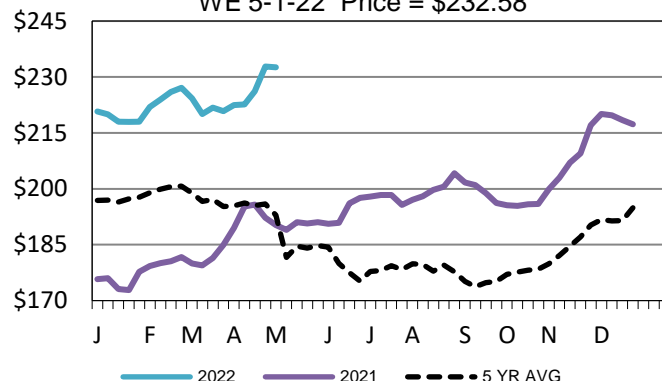
<a href="#">LM CT118</a>	<b>TX-OK-NM</b>	<a href="#">LM CT109</a>
<b>Neg. Cash Volume:</b>	0	<b>Dressed Formula Vol:</b> 14,087
Live Steer Avg:	N/A	Steer/Heifer Avg: \$223.48
Live Heifer Avg:	N/A	<b>Dressed Neg. Grid Vol:</b> 124
Dressed Steer Avg:	N/A	Steer/Heifer Avg: \$220.97
Dressed Heifer Avg:	N/A	<b>TOTAL VOLUME:</b> 14,211
<a href="#">LM CT106</a>	<b>TOTAL WK TO DATE VOLUME:</b>	<b>35,275</b>
<b>Committed:</b>	<b>26,273</b>	<b>Delivered:</b> 19,212

**TX-OK-NM Wkly Live Steer Wtd Avg**  
WE 5-1-22 Price = \$ 139.99



<a href="#">LM CT121</a>	<b>KANSAS</b>	<a href="#">LM CT109</a>
<b>Neg. Cash Volume:</b>	0	<b>Dressed Formula Vol:</b> 13,177
Live Steer Avg:	N/A	Steer/Heifer Avg: \$224.62
Live Heifer Avg:	N/A	<b>Dressed Neg. Grid Vol:</b> 354
Dressed Steer Avg:	N/A	Steer/Heifer Avg: \$219.60
Dressed Heifer Avg:	N/A	<b>TOTAL VOLUME:</b> 13,531
<a href="#">LM CT106</a>	<b>TOTAL WK TO DATE VOLUME:</b>	<b>26,857</b>
<b>Committed:</b>	<b>23,508</b>	<b>Delivered:</b> 19,200

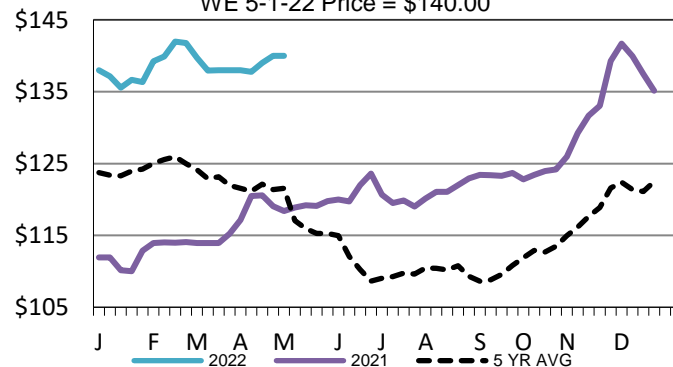
**Nebraska Weekly DressedSteer Weighted Avg**  
WE 5-1-22 Price = \$232.58



<a href="#">LM CT124</a>	<b>NEBRASKA</b>	<a href="#">LM CT109</a>
<b>Neg. Cash Volume:</b>	6,510	<b>Dressed Formula Vol:</b> 3,700
Live Steer Avg:	\$145.81	Steer/Heifer Avg: \$242.19
Live Heifer Avg:	\$145.81	<b>Dressed Neg. Grid Vol:</b> 573
Dressed Steer Avg:	\$232.00	Steer/Heifer Avg: \$232.79
Dressed Heifer Avg:	\$232.00	<b>TOTAL VOLUME:</b> 10,783
<a href="#">LM CT106</a>	<b>TOTAL WK TO DATE VOLUME:</b>	<b>17,430</b>
<b>Committed:</b>	<b>12,924</b>	<b>Delivered:</b> 18,651

<a href="#">LM CT134</a>	<b>COLORADO</b>	<a href="#">LM CT109</a>
<b>Neg. Cash Volume:</b>	670	<b>Dressed Formula Vol:</b> 5,078
Live Steer Avg:	N/A	Steer/Heifer Avg: \$242.95
Live Heifer Avg:	N/A	<b>Dressed Neg. Grid Vol:</b> 41
Dressed Steer Avg:	N/A	Steer/Heifer Avg: \$223.90
Dressed Heifer Avg:	N/A	<b>TOTAL VOLUME:</b> 5,789
<a href="#">LM CT106</a>	<b>TOTAL WK TO DATE VOLUME:</b>	<b>10,795</b>
<b>Committed:</b>	<b>3,524</b>	<b>Delivered:</b> 4,563

**Kansas Weekly Live Steer Weighted Average**  
WE 5-1-22 Price = \$140.00



<a href="#">LM CT137</a>	<b>IA-MN</b>	<a href="#">LM CT109</a>
<b>Neg. Cash Volume:</b>	4,989	<b>Dressed Formula Vol:</b> 411
Live Steer Avg:	\$145.41	Steer/Heifer Avg: \$234.51
Live Heifer Avg:	\$145.79	<b>Dressed Neg. Grid Vol:</b> 640
Dressed Steer Avg:	\$231.29	Steer/Heifer Avg: \$229.77
Dressed Heifer Avg:	\$232.00	<b>TOTAL VOLUME:</b> 6,040
<a href="#">LM CT106</a>	<b>TOTAL WK TO DATE VOLUME:</b>	<b>8,111</b>
<b>Committed:</b>	<b>7,686</b>	<b>Delivered:</b> 6,992

## USDA Livestock, Poultry and Grain Market News

St. Joseph, Missouri

Phone: 816-676-7000

[stjoe.lpgmn@ams.usda.gov](mailto:stjoe.lpgmn@ams.usda.gov)