

Daily Direct Steer and Heifer Slaughter Cattle Summary

For Trade on:

Monday, May 02, 2022

LM CT100	5-AREA	LM CT109
Neg. Cash Volume:	39	Dressed Formula Vol: 45,990
Live Steer Avg:	N/A	Steer/Heifer Avg: \$226.04
Live Heifer Avg:	N/A	Dressed Neg. Grid Vol: 1,868
Dressed Steer Avg:	N/A	Steer/Heifer Avg: \$224.29
Dressed Heifer Avg:	N/A	TOTAL VOLUME: 47,897
LM CT106	TOTAL WK TO DATE VOLUME:	47,897
Committed:	47,662	Delivered: 68,262

LM CT118	TX-OK-NM	LM CT109
Neg. Cash Volume:	0	Dressed Formula Vol: 21,064
Live Steer Avg:	N/A	Steer/Heifer Avg: \$221.46
Live Heifer Avg:	N/A	Dressed Neg. Grid Vol: 0
Dressed Steer Avg:	N/A	Steer/Heifer Avg: N/A
Dressed Heifer Avg:	N/A	TOTAL VOLUME: 21,064
LM CT106	TOTAL WK TO DATE VOLUME:	21,064
Committed:	18,797	Delivered: 20,041

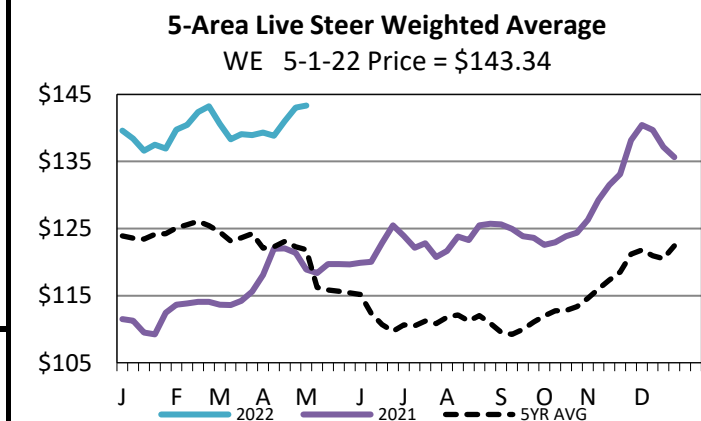
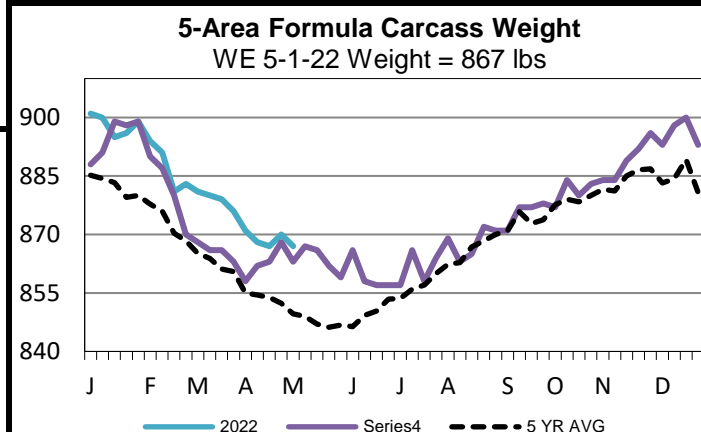
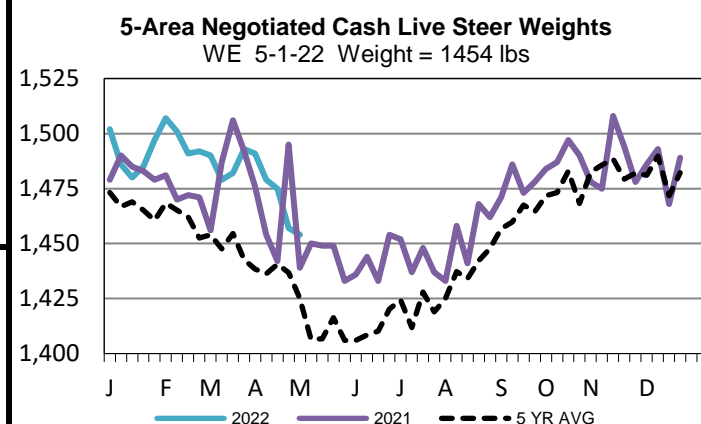
LM CT121	KANSAS	LM CT109
Neg. Cash Volume:	0	Dressed Formula Vol: 12,275
Live Steer Avg:	N/A	Steer/Heifer Avg: \$223.12
Live Heifer Avg:	N/A	Dressed Neg. Grid Vol: 1,051
Dressed Steer Avg:	N/A	Steer/Heifer Avg: \$221.46
Dressed Heifer Avg:	N/A	TOTAL VOLUME: 13,326
LM CT106	TOTAL WK TO DATE VOLUME:	13,326
Committed:	13,854	Delivered: 21,356

LM CT124	NEBRASKA	LM CT109
Neg. Cash Volume:	0	Dressed Formula Vol: 6,338
Live Steer Avg:	N/A	Steer/Heifer Avg: \$239.22
Live Heifer Avg:	N/A	Dressed Neg. Grid Vol: 309
Dressed Steer Avg:	N/A	Steer/Heifer Avg: \$224.18
Dressed Heifer Avg:	N/A	TOTAL VOLUME: 6,647
LM CT106	TOTAL WK TO DATE VOLUME:	6,647
Committed:	6,819	Delivered: 11,630

LM CT134	COLORADO	LM CT109
Neg. Cash Volume:	0	Dressed Formula Vol: 4,857
Live Steer Avg:	N/A	Steer/Heifer Avg: \$232.15
Live Heifer Avg:	N/A	Dressed Neg. Grid Vol: 149
Dressed Steer Avg:	N/A	Steer/Heifer Avg: \$225.59
Dressed Heifer Avg:	N/A	TOTAL VOLUME: 5,006
LM CT106	TOTAL WK TO DATE VOLUME:	5,006
Committed:	3,608	Delivered: 6,193

LM CT137	IA-MN	LM CT109
Neg. Cash Volume:	39	Dressed Formula Vol: 1,509
Live Steer Avg:	N/A	Steer/Heifer Avg: \$238.83
Live Heifer Avg:	N/A	Dressed Neg. Grid Vol: 523
Dressed Steer Avg:	N/A	Steer/Heifer Avg: \$233.29
Dressed Heifer Avg:	N/A	TOTAL VOLUME: 2,071
LM CT106	TOTAL WK TO DATE VOLUME:	2,071
Committed:	4,584	Delivered: 9,042

Monday cash trading was at a standstill in the Sothern and Northern Plains. In the Western Cornbelt cash trading was mostly inactive with very light demand. Not enough trades for a market trend. Last week in the Southern Plains live traded at 140.00. For the prior week in Nebraska live and dressed traded at 146.00 and 232.00, respectively. Last week in Colorado live traded from 146.00-147.00. For the previous week in the Western Cornbelt live and dressed traded from 145.00-147.00 and at 232.00, respectively.



USDA Livestock, Poultry and Grain Market News

St. Joseph, Missouri

Phone: 816-676-7000

stjoe.lpgmn@ams.usda.gov