

## Daily Direct Steer and Heifer Slaughter Cattle Summary

For Trade on:

Friday, April 29, 2022

<a href="#">LM CT100</a>	<b>5-AREA</b>	<a href="#">LM CT109</a>
<b>Neg. Cash Volume:</b>	2,933	<b>Dressed Formula Vol:</b> 44,459
Live Steer Avg:	\$145.01	Steer/Heifer Avg: \$226.93
Live Heifer Avg:	\$146.38	<b>Dressed Neg. Grid Vol:</b> 2,459
Dressed Steer Avg:	\$232.00	Steer/Heifer Avg: \$228.09
Dressed Heifer Avg:	\$232.00	<b>TOTAL VOLUME:</b> 49,851
<a href="#">LM CT106</a>	<b>TOTAL WK TO DATE VOLUME:</b>	<b>311,030</b>
<b>Committed:</b>	<b>86,949</b>	<b>Delivered:</b> 90,345

<a href="#">LM CT118</a>	<b>TX-OK-NM</b>	<a href="#">LM CT109</a>
<b>Neg. Cash Volume:</b>	0	<b>Dressed Formula Vol:</b> 14,972
Live Steer Avg:	N/A	Steer/Heifer Avg: \$220.98
Live Heifer Avg:	N/A	<b>Dressed Neg. Grid Vol:</b> 0
Dressed Steer Avg:	N/A	Steer/Heifer Avg: N/A
Dressed Heifer Avg:	N/A	<b>TOTAL VOLUME:</b> 14,972
<a href="#">LM CT106</a>	<b>TOTAL WK TO DATE VOLUME:</b>	<b>95,170</b>
<b>Committed:</b>	<b>28,094</b>	<b>Delivered:</b> 22,636

<a href="#">LM CT121</a>	<b>KANSAS</b>	<a href="#">LM CT109</a>
<b>Neg. Cash Volume:</b>	0	<b>Dressed Formula Vol:</b> 16,795
Live Steer Avg:	N/A	Steer/Heifer Avg: \$225.24
Live Heifer Avg:	N/A	<b>Dressed Neg. Grid Vol:</b> 412
Dressed Steer Avg:	N/A	Steer/Heifer Avg: \$222.96
Dressed Heifer Avg:	N/A	<b>TOTAL VOLUME:</b> 17,207
<a href="#">LM CT106</a>	<b>TOTAL WK TO DATE VOLUME:</b>	<b>94,483</b>
<b>Committed:</b>	<b>16,365</b>	<b>Delivered:</b> 27,291

<a href="#">LM CT124</a>	<b>NEBRASKA</b>	<a href="#">LM CT109</a>
<b>Neg. Cash Volume:</b>	705	<b>Dressed Formula Vol:</b> 7,233
Live Steer Avg:	\$142.00	Steer/Heifer Avg: \$238.37
Live Heifer Avg:	N/A	<b>Dressed Neg. Grid Vol:</b> 1,120
Dressed Steer Avg:	\$232.00	Steer/Heifer Avg: \$229.67
Dressed Heifer Avg:	N/A	<b>TOTAL VOLUME:</b> 9,058
<a href="#">LM CT106</a>	<b>TOTAL WK TO DATE VOLUME:</b>	<b>78,569</b>
<b>Committed:</b>	<b>25,948</b>	<b>Delivered:</b> 17,423

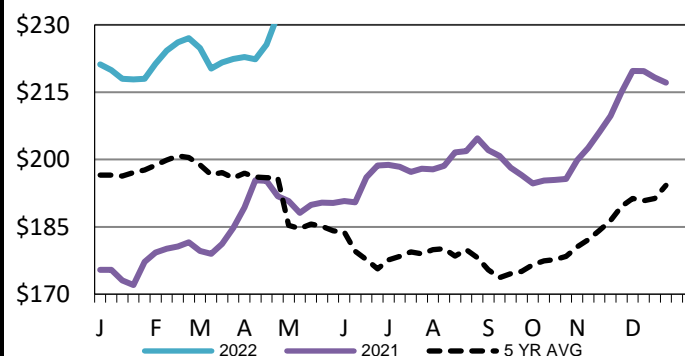
<a href="#">LM CT134</a>	<b>COLORADO</b>	<a href="#">LM CT109</a>
<b>Neg. Cash Volume:</b>	0	<b>Dressed Formula Vol:</b> 3,742
Live Steer Avg:	N/A	Steer/Heifer Avg: \$231.41
Live Heifer Avg:	N/A	<b>Dressed Neg. Grid Vol:</b> 210
Dressed Steer Avg:	N/A	Steer/Heifer Avg: \$218.59
Dressed Heifer Avg:	N/A	<b>TOTAL VOLUME:</b> 3,952
<a href="#">LM CT106</a>	<b>TOTAL WK TO DATE VOLUME:</b>	<b>24,942</b>
<b>Committed:</b>	<b>8,577</b>	<b>Delivered:</b> 5,224

<a href="#">LM CT137</a>	<b>IA-MN</b>	<a href="#">LM CT109</a>
<b>Neg. Cash Volume:</b>	2,228	<b>Dressed Formula Vol:</b> 1,970
Live Steer Avg:	\$146.20	Steer/Heifer Avg: \$237.08
Live Heifer Avg:	\$146.38	<b>Dressed Neg. Grid Vol:</b> 793
Dressed Steer Avg:	\$232.00	Steer/Heifer Avg: \$231.87
Dressed Heifer Avg:	\$232.00	<b>TOTAL VOLUME:</b> 4,991
<a href="#">LM CT106</a>	<b>TOTAL WK TO DATE VOLUME:</b>	<b>52,628</b>
<b>Committed:</b>	<b>7,965</b>	<b>Delivered:</b> 17,771

For Friday negotiated cash trading in the Southern and Colorado was at a standstill. In Nebraska and Western Cornbelt negotiated cash trading was limited on light demand. Not enough purchases for a full market trend in any region. Tuesday was the last reported market in all regions. In the Southern Plains live purchases traded at 140.00. In Nebraska and Colorado live purchases traded from 144.00-146.00, and, in Nebraska dressed purchases traded at 232.00. In the Western Cornbelt live and dressed purchases trading from 145.00-147.00 and at 232.00, respectively.

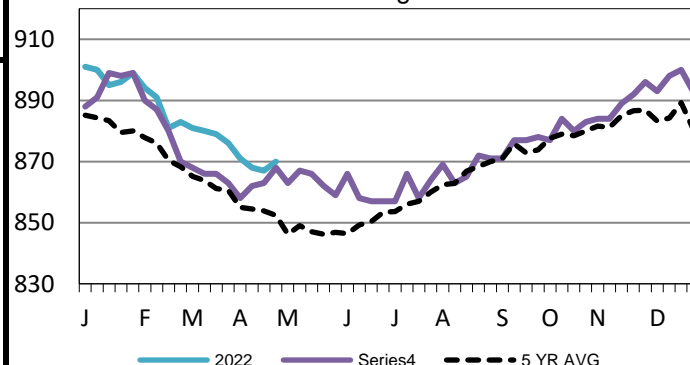
## Iowa-Minnesota Wkly Dress Steer Wtd Avg

WE 4-24-22 Price = \$232.14



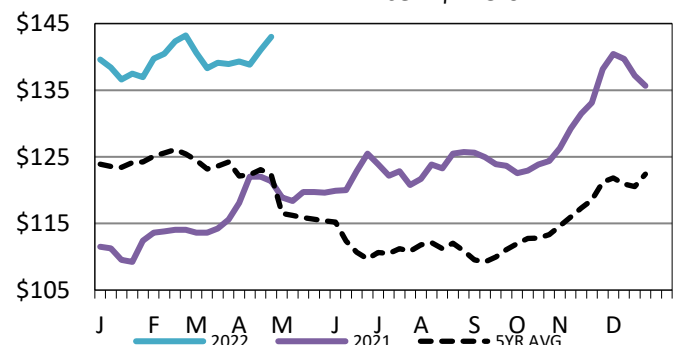
## 5-Area Formula Carcass Weight

WE 4-24-22 Weight = 870 lbs



## 5-Area Live Steer Weighted Average

WE 4-24-22 Price = \$143.02



## USDA Livestock, Poultry and Grain Market News

St. Joseph, Missouri

Phone: 816-676-7000

[stjoe.lpgmn@ams.usda.gov](mailto:stjoe.lpgmn@ams.usda.gov)