

Daily Direct Steer and Heifer Slaughter Cattle Summary

For Trade on:

Wednesday, April 27, 2022

LM CT100	5-AREA	LM CT109
Neg. Cash Volume:	16,420	Dressed Formula Vol: 19,905
Live Steer Avg:	\$145.65	Steer/Heifer Avg: \$231.15
Live Heifer Avg:	\$144.46	Dressed Neg. Grid Vol: 2,313
Dressed Steer Avg:	\$232.92	Steer/Heifer Avg: \$224.27
Dressed Heifer Avg:	\$231.68	TOTAL VOLUME: 38,638
LM CT106	TOTAL WK TO DATE VOLUME:	237,557
Committed:	64,575	Delivered: 68,071

LM CT118	TX-OK-NM	LM CT109
Neg. Cash Volume:	825	Dressed Formula Vol: 6,736
Live Steer Avg:	\$140.00	Steer/Heifer Avg: \$225.48
Live Heifer Avg:	\$140.00	Dressed Neg. Grid Vol: 0
Dressed Steer Avg:	N/A	Steer/Heifer Avg: N/A
Dressed Heifer Avg:	N/A	TOTAL VOLUME: 7,561
LM CT106	TOTAL WK TO DATE VOLUME:	65,348
Committed:	18,648	Delivered: 18,570

LM CT121	KANSAS	LM CT109
Neg. Cash Volume:	157	Dressed Formula Vol: 6,642
Live Steer Avg:	\$140.00	Steer/Heifer Avg: \$227.91
Live Heifer Avg:	\$139.00	Dressed Neg. Grid Vol: 335
Dressed Steer Avg:	N/A	Steer/Heifer Avg: \$220.76
Dressed Heifer Avg:	\$232.00	TOTAL VOLUME: 7,134
LM CT106	TOTAL WK TO DATE VOLUME:	63,083
Committed:	15,977	Delivered: 17,967

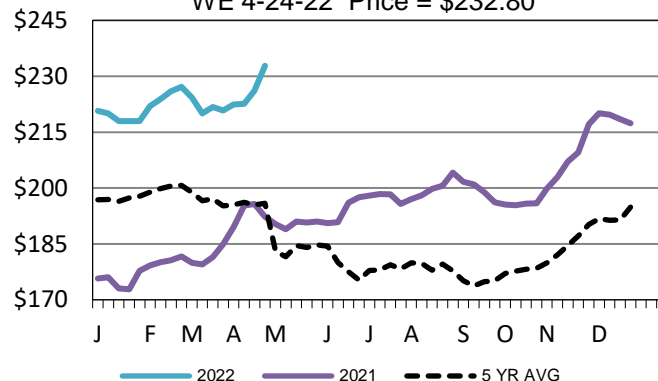
LM CT124	NEBRASKA	LM CT109
Neg. Cash Volume:	5,883	Dressed Formula Vol: 3,937
Live Steer Avg:	\$145.89	Steer/Heifer Avg: \$233.71
Live Heifer Avg:	\$146.00	Dressed Neg. Grid Vol: 1,328
Dressed Steer Avg:	\$233.01	Steer/Heifer Avg: \$225.14
Dressed Heifer Avg:	\$230.00	TOTAL VOLUME: 11,148
LM CT106	TOTAL WK TO DATE VOLUME:	51,626
Committed:	10,887	Delivered: 15,496

LM CT134	COLORADO	LM CT109
Neg. Cash Volume:	114	Dressed Formula Vol: 1,256
Live Steer Avg:	N/A	Steer/Heifer Avg: \$270.70
Live Heifer Avg:	\$147.00	Dressed Neg. Grid Vol: 38
Dressed Steer Avg:	N/A	Steer/Heifer Avg: \$230.43
Dressed Heifer Avg:	N/A	TOTAL VOLUME: 1,408
LM CT106	TOTAL WK TO DATE VOLUME:	15,130
Committed:	4,755	Delivered: 7,051

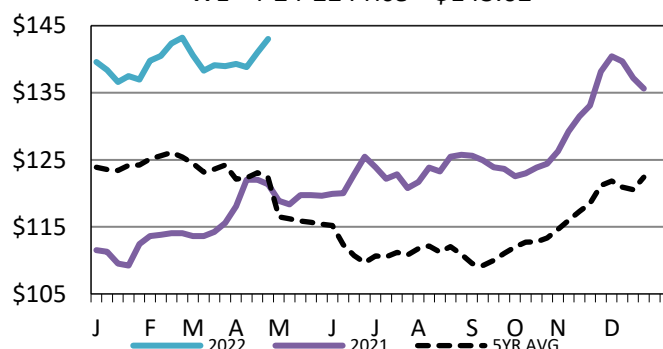
LM CT137	IA-MN	LM CT109
Neg. Cash Volume:	9,441	Dressed Formula Vol: 1,334
Live Steer Avg:	\$146.01	Steer/Heifer Avg: \$231.06
Live Heifer Avg:	\$146.22	Dressed Neg. Grid Vol: 612
Dressed Steer Avg:	\$232.61	Steer/Heifer Avg: \$223.92
Dressed Heifer Avg:	\$232.00	TOTAL VOLUME: 11,387
LM CT106	TOTAL WK TO DATE VOLUME:	42,605
Committed:	14,308	Delivered: 8,987

For Wednesday in the Southern Plains and Colorado cash trading was mostly inactive on light demand. Not enough purchases in these regions for a market trend. Tuesday was the last reported in these regions. In the Southern Plains live traded at 140.00. In Colorado live traded from 144.00-146.00. In Nebraska and Western Cornbelt cash trading was slow on light to moderate demand. In Nebraska a few live and dressed traded at 146.00 and 232.00, respectively. In the Western Cornbelt a few live and dressed traded from 145.00-147.00 and at 232.00, respectively. However, not enough purchases for a full market trend. Tuesday was the last reported market in these regions. In the Nebraska live and dressed traded from 144.00-146.00 and at 232.00, respectively. In the Western Cornbelt live and dressed traded from 145.00-147.00 and at 232.00, respectively.

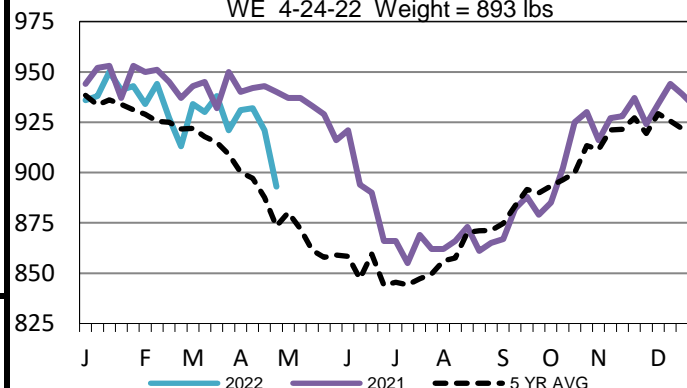
Nebraska Weekly Dressed Steer Weighted Avg
WE 4-24-22 Price = \$232.80



5-Area Live Steer Weighted Average
WE 4-24-22 Price = \$143.02



Iowa-Minnesota Formula Carcass Weights
WE 4-24-22 Weight = 893 lbs



USDA Livestock, Poultry and Grain Market News

St. Joseph, Missouri

Phone: 816-676-7000

stjoe.lpgmn@ams.usda.gov