

Daily Direct Steer and Heifer Slaughter Cattle Summary

For Trade on:

Monday, April 25, 2022

LM CT100	5-AREA	LM CT109
Neg. Cash Volume:	28,642	Dressed Formula Vol: 68,052
Live Steer Avg:	\$140.15	Steer/Heifer Avg: \$223.31
Live Heifer Avg:	\$140.26	Dressed Neg. Grid Vol: 3,980
Dressed Steer Avg:	\$231.10	Steer/Heifer Avg: \$220.59
Dressed Heifer Avg:	\$233.02	TOTAL VOLUME: 100,674
LM CT106	TOTAL WK TO DATE VOLUME:	100,674
Committed:	90,214	Delivered: 72,255

LM CT118	TX-OK-NM	LM CT109
Neg. Cash Volume:	9,758	Dressed Formula Vol: 30,279
Live Steer Avg:	\$139.99	Steer/Heifer Avg: \$221.01
Live Heifer Avg:	\$140.00	Dressed Neg. Grid Vol: 117
Dressed Steer Avg:	N/A	Steer/Heifer Avg: \$211.52
Dressed Heifer Avg:	N/A	TOTAL VOLUME: 40,154
LM CT106	TOTAL WK TO DATE VOLUME:	40,154
Committed:	20,360	Delivered: 19,166

LM CT121	KANSAS	LM CT109
Neg. Cash Volume:	11,874	Dressed Formula Vol: 20,210
Live Steer Avg:	\$140.08	Steer/Heifer Avg: \$220.77
Live Heifer Avg:	\$140.04	Dressed Neg. Grid Vol: 2,685
Dressed Steer Avg:	N/A	Steer/Heifer Avg: \$218.92
Dressed Heifer Avg:	N/A	TOTAL VOLUME: 34,769
LM CT106	TOTAL WK TO DATE VOLUME:	34,769
Committed:	35,969	Delivered: 20,299

LM CT124	NEBRASKA	LM CT109
Neg. Cash Volume:	3,464	Dressed Formula Vol: 8,168
Live Steer Avg:	N/A	Steer/Heifer Avg: \$232.24
Live Heifer Avg:	\$145.00	Dressed Neg. Grid Vol: 205
Dressed Steer Avg:	\$231.89	Steer/Heifer Avg: \$225.02
Dressed Heifer Avg:	\$233.31	TOTAL VOLUME: 11,837
LM CT106	TOTAL WK TO DATE VOLUME:	11,837
Committed:	20,248	Delivered: 16,152

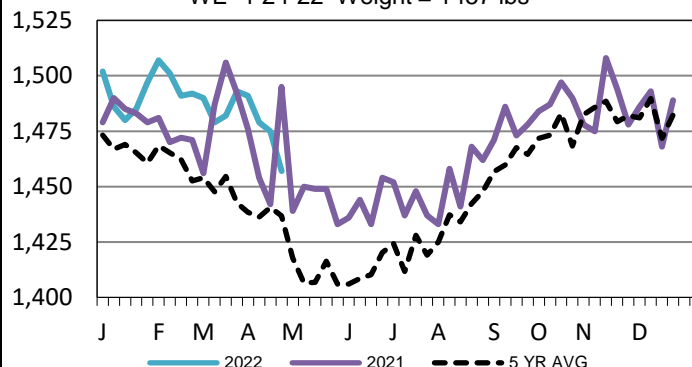
LM CT134	COLORADO	LM CT109
Neg. Cash Volume:	279	Dressed Formula Vol: 8,984
Live Steer Avg:	\$141.87	Steer/Heifer Avg: \$228.43
Live Heifer Avg:	\$144.00	Dressed Neg. Grid Vol: 0
Dressed Steer Avg:	N/A	Steer/Heifer Avg: N/A
Dressed Heifer Avg:	N/A	TOTAL VOLUME: 9,263
LM CT106	TOTAL WK TO DATE VOLUME:	9,263
Committed:	1,754	Delivered: 8,104

LM CT137	IA-MN	LM CT109
Neg. Cash Volume:	3,267	Dressed Formula Vol: 524
Live Steer Avg:	\$144.51	Steer/Heifer Avg: \$227.03
Live Heifer Avg:	\$145.00	Dressed Neg. Grid Vol: 1,033
Dressed Steer Avg:	\$229.89	Steer/Heifer Avg: \$225.64
Dressed Heifer Avg:	\$230.00	TOTAL VOLUME: 4,824
LM CT106	TOTAL WK TO DATE VOLUME:	4,824
Committed:	11,883	Delivered: 8,534

Monday in the Southern Plains cash trading and demand were moderate. Compared to last week live traded steady at 140.00. Nebraska and Western Cornbelt cash trading limited on light demand. In Colorado cash trading was mostly inactive on light demand. For the prior week in Nebraska live and dressed traded from 144.00-146.00 and 230.00-236.00, respectively. In Colorado for the prior week live traded from 144.00-145.00. Last week in the Western Cornbelt live and dressed traded from 145.00-146.00 and 230.00-236.00, respectively.

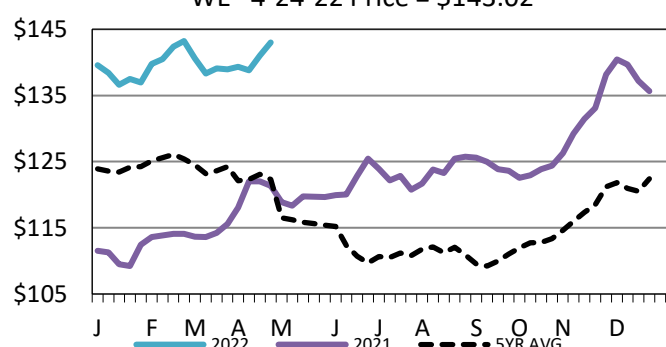
5-Area Negotiated Cash Live Steer Weights

WE 4-24-22 Weight = 1457 lbs



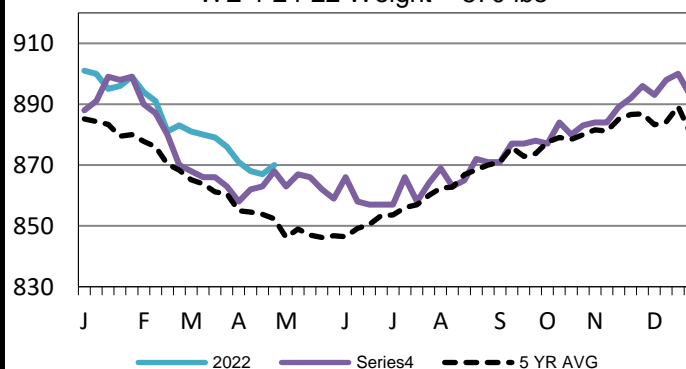
5-Area Live Steer Weighted Average

WE 4-24-22 Price = \$143.02



5-Area Formula Carcass Weight

WE 4-24-22 Weight = 870 lbs



USDA Livestock, Poultry and Grain Market News

St. Joseph, Missouri

Phone: 816-676-7000

stjoe.lpgmn@ams.usda.gov