

Daily Direct Steer and Heifer Slaughter Cattle Summary

For Trade on:

Friday, April 22, 2022

LM CT100	5-AREA	LM CT109
Neg. Cash Volume:	3,639	Dressed Formula Vol: 45,157
Live Steer Avg:	\$144.47	Steer/Heifer Avg: \$226.16
Live Heifer Avg:	\$145.06	Dressed Neg. Grid Vol: 2,108
Dressed Steer Avg:	\$235.01	Steer/Heifer Avg: \$225.50
Dressed Heifer Avg:	N/A	TOTAL VOLUME: 50,904
LM CT106	TOTAL WK TO DATE VOLUME:	313,358
Committed:	87,590	Delivered: 114,248

LM CT118	TX-OK-NM	LM CT109
Neg. Cash Volume:	0	Dressed Formula Vol: 16,071
Live Steer Avg:	N/A	Steer/Heifer Avg: \$221.18
Live Heifer Avg:	N/A	Dressed Neg. Grid Vol: 0
Dressed Steer Avg:	N/A	Steer/Heifer Avg: N/A
Dressed Heifer Avg:	N/A	TOTAL VOLUME: 16,071
LM CT106	TOTAL WK TO DATE VOLUME:	88,588
Committed:	31,733	Delivered: 34,723

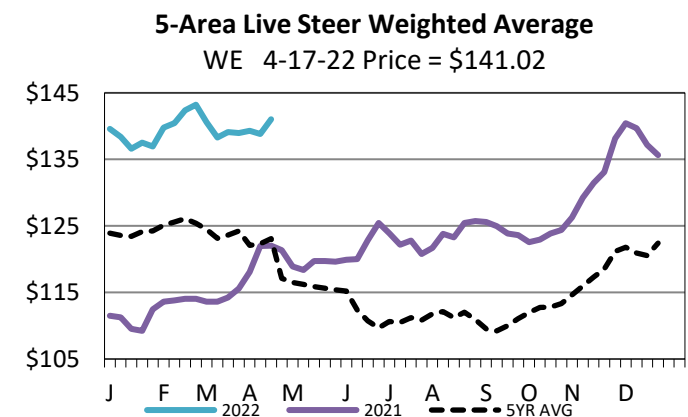
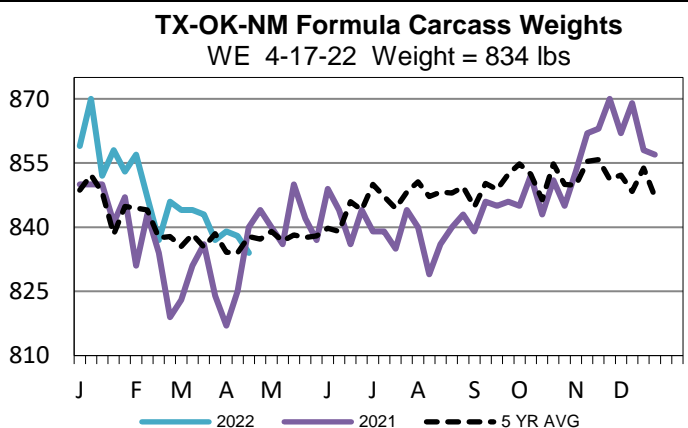
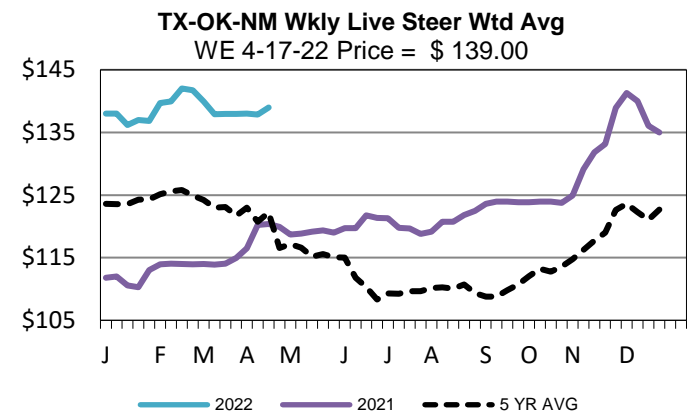
LM CT121	KANSAS	LM CT109
Neg. Cash Volume:	92	Dressed Formula Vol: 16,661
Live Steer Avg:	N/A	Steer/Heifer Avg: \$222.85
Live Heifer Avg:	\$140.00	Dressed Neg. Grid Vol: 192
Dressed Steer Avg:	N/A	Steer/Heifer Avg: \$227.56
Dressed Heifer Avg:	N/A	TOTAL VOLUME: 16,945
LM CT106	TOTAL WK TO DATE VOLUME:	95,954
Committed:	21,776	Delivered: 30,117

LM CT124	NEBRASKA	LM CT109
Neg. Cash Volume:	1,124	Dressed Formula Vol: 6,112
Live Steer Avg:	N/A	Steer/Heifer Avg: \$237.44
Live Heifer Avg:	N/A	Dressed Neg. Grid Vol: 903
Dressed Steer Avg:	\$232.40	Steer/Heifer Avg: \$224.78
Dressed Heifer Avg:	N/A	TOTAL VOLUME: 8,139
LM CT106	TOTAL WK TO DATE VOLUME:	70,198
Committed:	17,342	Delivered: 22,961

LM CT134	COLORADO	LM CT109
Neg. Cash Volume:	121	Dressed Formula Vol: 4,437
Live Steer Avg:	\$145.00	Steer/Heifer Avg: \$238.11
Live Heifer Avg:	N/A	Dressed Neg. Grid Vol: 213
Dressed Steer Avg:	N/A	Steer/Heifer Avg: \$220.25
Dressed Heifer Avg:	N/A	TOTAL VOLUME: 4,771
LM CT106	TOTAL WK TO DATE VOLUME:	19,806
Committed:	8,920	Delivered: 10,475

LM CT137	IA-MN	LM CT109
Neg. Cash Volume:	2,302	Dressed Formula Vol: 2,006
Live Steer Avg:	\$144.34	Steer/Heifer Avg: \$232.84
Live Heifer Avg:	\$146.00	Dressed Neg. Grid Vol: 800
Dressed Steer Avg:	\$237.74	Steer/Heifer Avg: \$227.21
Dressed Heifer Avg:	N/A	TOTAL VOLUME: 5,108
LM CT106	TOTAL WK TO DATE VOLUME:	40,123
Committed:	7,819	Delivered: 15,972

For Friday negotiated cash trading was limited on light demand in Kansas, Nebraska, Colorado, and the Western Cornbelt. Not enough purchases for a market trend. Negotiated cash trading was at a standstill in the Texas Panhandle. On Tuesday in the Southern Plains live traded at 140.00. In Nebraska on Tuesday, live and dressed purchases traded from 144.00-146.00 and at 230.00, respectively. On Tuesday in the Western Cornbelt live and dressed purchases traded from 145.00-146.00 and at 230.00, respectively. In Colorado throughout the week live purchases have traded 3.00 to 4.00 higher compared to last week from 144.00-145.00.



USDA Livestock, Poultry and Grain Market News

St. Joseph, Missouri

Phone: 816-676-7000

stjoe.lpgmn@ams.usda.gov