

Daily Direct Steer and Heifer Slaughter Cattle Summary

For Trade on:

Wednesday, April 20, 2022

LM CT100	5-AREA	LM CT109
Neg. Cash Volume:	17,673	Dressed Formula Vol: 33,017
Live Steer Avg:	\$145.27	Steer/Heifer Avg: \$227.30
Live Heifer Avg:	\$144.60	Dressed Neg. Grid Vol: 1,877
Dressed Steer Avg:	\$234.08	Steer/Heifer Avg: \$225.44
Dressed Heifer Avg:	\$231.25	TOTAL VOLUME: 52,567
LM CT106	TOTAL WK TO DATE VOLUME:	218,416
Committed:	88,223	Delivered: 71,141

LM CT118	TX-OK-NM	LM CT109
Neg. Cash Volume:	1,013	Dressed Formula Vol: 9,506
Live Steer Avg:	\$140.00	Steer/Heifer Avg: \$222.79
Live Heifer Avg:	\$139.52	Dressed Neg. Grid Vol: 0
Dressed Steer Avg:	N/A	Steer/Heifer Avg: N/A
Dressed Heifer Avg:	N/A	TOTAL VOLUME: 10,519
LM CT106	TOTAL WK TO DATE VOLUME:	58,808
Committed:	30,125	Delivered: 18,491

LM CT121	KANSAS	LM CT109
Neg. Cash Volume:	907	Dressed Formula Vol: 9,644
Live Steer Avg:	\$140.00	Steer/Heifer Avg: \$224.05
Live Heifer Avg:	\$140.00	Dressed Neg. Grid Vol: 40
Dressed Steer Avg:	\$225.27	Steer/Heifer Avg: \$230.29
Dressed Heifer Avg:	\$230.00	TOTAL VOLUME: 10,591
LM CT106	TOTAL WK TO DATE VOLUME:	63,215
Committed:	13,823	Delivered: 20,588

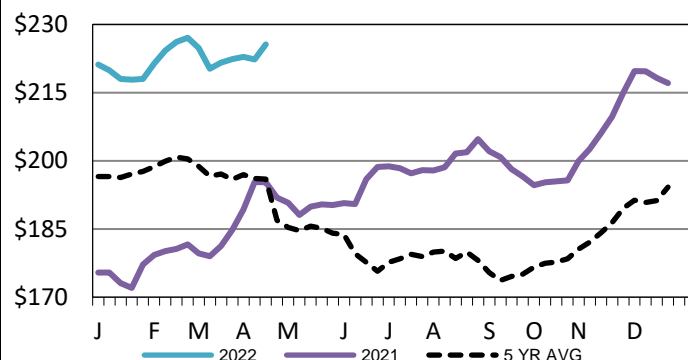
LM CT124	NEBRASKA	LM CT109
Neg. Cash Volume:	9,051	Dressed Formula Vol: 9,259
Live Steer Avg:	\$146.40	Steer/Heifer Avg: \$227.78
Live Heifer Avg:	\$146.13	Dressed Neg. Grid Vol: 1,494
Dressed Steer Avg:	\$235.38	Steer/Heifer Avg: \$226.09
Dressed Heifer Avg:	\$230.00	TOTAL VOLUME: 19,804
LM CT106	TOTAL WK TO DATE VOLUME:	56,064
Committed:	20,690	Delivered: 19,177

LM CT134	COLORADO	LM CT109
Neg. Cash Volume:	0	Dressed Formula Vol: 3,843
Live Steer Avg:	N/A	Steer/Heifer Avg: \$245.85
Live Heifer Avg:	N/A	Dressed Neg. Grid Vol: 0
Dressed Steer Avg:	N/A	Steer/Heifer Avg: N/A
Dressed Heifer Avg:	N/A	TOTAL VOLUME: 3,843
LM CT106	TOTAL WK TO DATE VOLUME:	12,822
Committed:	13,436	Delivered: 6,566

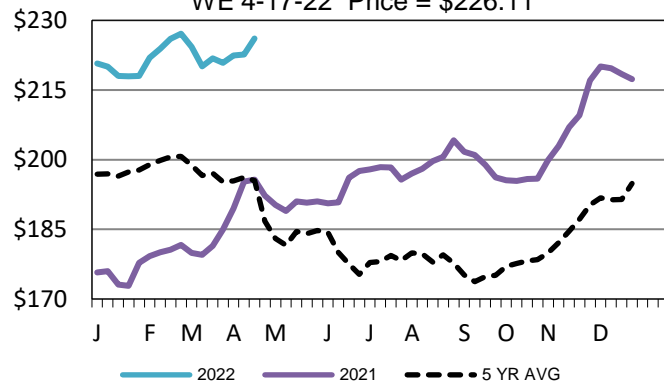
LM CT137	IA-MN	LM CT109
Neg. Cash Volume:	6,702	Dressed Formula Vol: 765
Live Steer Avg:	\$145.68	Steer/Heifer Avg: \$225.32
Live Heifer Avg:	\$145.43	Dressed Neg. Grid Vol: 528
Dressed Steer Avg:	\$233.63	Steer/Heifer Avg: \$226.12
Dressed Heifer Avg:	\$236.00	TOTAL VOLUME: 7,995
LM CT106	TOTAL WK TO DATE VOLUME:	28,198
Committed:	10,149	Delivered: 6,319

Wednesday cash trading was slow on light demand in Nebraska and the Western Cornbelt, a few live in Nebraska at 146.00. Cash trading was mostly inactive on light demand in the Southern Plains and at a standstill in Colorado. On Tuesday in the Southern Plains live traded at 140.00. In Nebraska on Tuesday, live and dressed traded from 144.00-146.00 and at 230.00, respectively. On Tuesday in the Western Cornbelt live and dressed traded from 145.00-146.00 and at 230.00, respectively. The last reported market in Colorado was last week with live from 140.00-142.00.

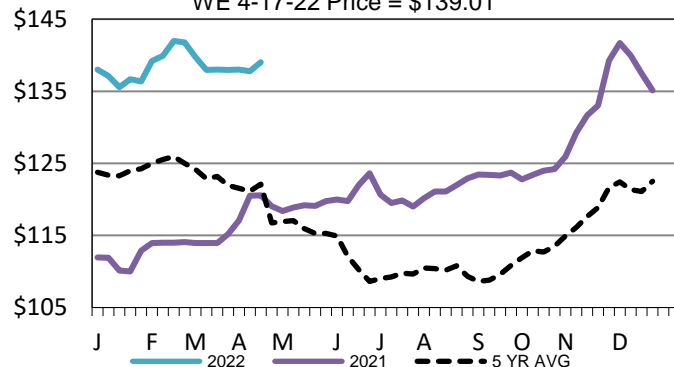
Iowa-Minnesota Wkly Dress Steer Wtd Avg
WE 4-17-22 Price = \$225.64



Nebraska Weekly Dressed Steer Weighted Avg
WE 4-17-22 Price = \$226.11



Kansas Weekly Live Steer Weighted Average
WE 4-17-22 Price = \$139.01



USDA Livestock, Poultry and Grain Market News

St. Joseph, Missouri

Phone: 816-676-7000

stjoe.lpgmn@ams.usda.gov