

Daily Direct Steer and Heifer Slaughter Cattle Summary

For Trade on:

Tuesday, April 19, 2022

LM CT100	5-AREA	LM CT109
Neg. Cash Volume:	71,995	Dressed Formula Vol: 35,314
Live Steer Avg:	\$142.58	Steer/Heifer Avg: \$225.33
Live Heifer Avg:	\$142.19	Dressed Neg. Grid Vol: 1,827
Dressed Steer Avg:	\$230.58	Steer/Heifer Avg: \$221.56
Dressed Heifer Avg:	\$230.90	TOTAL VOLUME: 109,136
LM CT106	TOTAL WK TO DATE VOLUME:	165,849
Committed:	150,233	Delivered: 67,753

LM CT118	TX-OK-NM	LM CT109
Neg. Cash Volume:	9,995	Dressed Formula Vol: 15,127
Live Steer Avg:	\$140.00	Steer/Heifer Avg: \$221.61
Live Heifer Avg:	\$139.94	Dressed Neg. Grid Vol: 119
Dressed Steer Avg:	N/A	Steer/Heifer Avg: \$213.93
Dressed Heifer Avg:	N/A	TOTAL VOLUME: 25,241
LM CT106	TOTAL WK TO DATE VOLUME:	48,289
Committed:	38,091	Delivered: 19,991

LM CT121	KANSAS	LM CT109
Neg. Cash Volume:	20,648	Dressed Formula Vol: 10,280
Live Steer Avg:	\$140.01	Steer/Heifer Avg: \$223.09
Live Heifer Avg:	\$140.09	Dressed Neg. Grid Vol: 176
Dressed Steer Avg:	\$228.00	Steer/Heifer Avg: \$223.11
Dressed Heifer Avg:	N/A	TOTAL VOLUME: 31,104
LM CT106	TOTAL WK TO DATE VOLUME:	52,624
Committed:	51,044	Delivered: 18,056

LM CT124	NEBRASKA	LM CT109
Neg. Cash Volume:	24,946	Dressed Formula Vol: 4,989
Live Steer Avg:	\$144.95	Steer/Heifer Avg: \$237.79
Live Heifer Avg:	\$144.65	Dressed Neg. Grid Vol: 642
Dressed Steer Avg:	\$230.96	Steer/Heifer Avg: \$222.56
Dressed Heifer Avg:	\$231.79	TOTAL VOLUME: 30,577
LM CT106	TOTAL WK TO DATE VOLUME:	36,260
Committed:	35,576	Delivered: 15,167

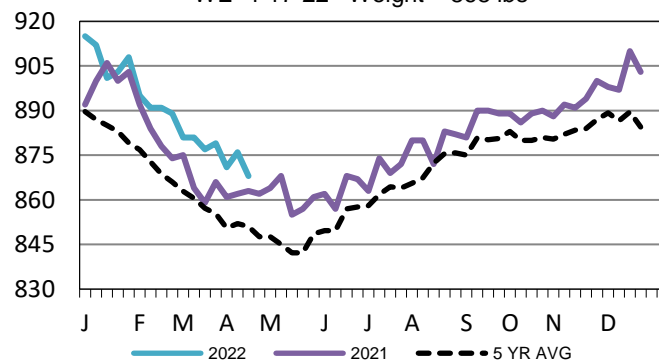
LM CT134	COLORADO	LM CT109
Neg. Cash Volume:	692	Dressed Formula Vol: 3,948
Live Steer Avg:	\$145.00	Steer/Heifer Avg: \$227.90
Live Heifer Avg:	\$144.39	Dressed Neg. Grid Vol: 414
Dressed Steer Avg:	N/A	Steer/Heifer Avg: \$217.67
Dressed Heifer Avg:	N/A	TOTAL VOLUME: 5,054
LM CT106	TOTAL WK TO DATE VOLUME:	8,979
Committed:	3,032	Delivered: 7,182

LM CT137	IA-MN	LM CT109
Neg. Cash Volume:	15,714	Dressed Formula Vol: 1,046
Live Steer Avg:	\$145.39	Steer/Heifer Avg: \$231.87
Live Heifer Avg:	\$145.22	Dressed Neg. Grid Vol: 476
Dressed Steer Avg:	\$230.26	Steer/Heifer Avg: \$224.95
Dressed Heifer Avg:	\$229.85	TOTAL VOLUME: 17,236
LM CT106	TOTAL WK TO DATE VOLUME:	20,203
Committed:	22,490	Delivered: 7,357

Tuesday cash trading was active on good demand in the Southern Plains with live 1.00 higher than last week at 140.00. Cash trading and demand were moderate in Nebraska and the Western Cornbelt. In Nebraska, live traded 4.00 higher from 144.00-146.00 and dressed traded 3.00 to 5.00 higher at 230.00 than last week, with a few dressed up to 236.00. In the Western Cornbelt live traded 3.00 higher from 145.00-146.00 and dressed traded 4.00 higher at 230.00 than last week. Cash trading in Colorado was limited on light demand. Last week live traded from 140.00-142.00.

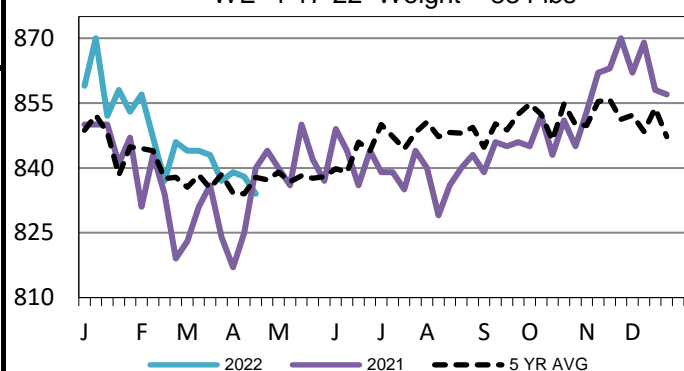
Kansas Formula Carcass Weights

WE 4-17-22 Weight = 868 lbs



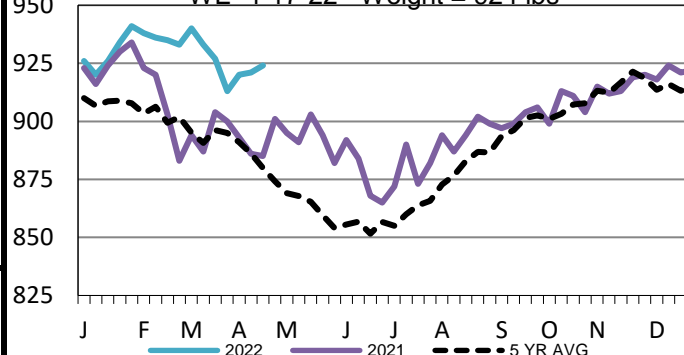
TX-OK-NM Formula Carcass Weights

WE 4-17-22 Weight = 834 lbs



Nebraska Formula Carcass Weights

WE 4-17-22 Weight = 924 lbs



USDA Livestock, Poultry and Grain Market News

St. Joseph, Missouri

Phone: 816-676-7000

stjoe.lpgmn@ams.usda.gov